

A1 in Northumberland: Morpeth to Ellingham

Scheme Number: TR010059

2.3 Works Plans for Change Request

Rule 8(1)(c)

Infrastructure Planning (Examination Procedure) Rules 2010

Planning Act 2008

March 2021

Infrastructure Planning

Planning Act 2008

**The Infrastructure Planning
(Examination Procedure) Rules
2010**

**The A1 in Northumberland: Morpeth to
Ellingham**

Development Consent Order 20[xx]

WORKS PLANS FOR CHANGE REQUEST

Rule Reference:	Rule 8(1)(c)
Planning Inspectorate Scheme Reference	TR010059
Document Reference	2.3
Author:	A1 in Northumberland Project Team, Highways England

Version	Date	Status of Version
Rev 1	March 2021	Deadline 4

Page Left Intentionally Blank

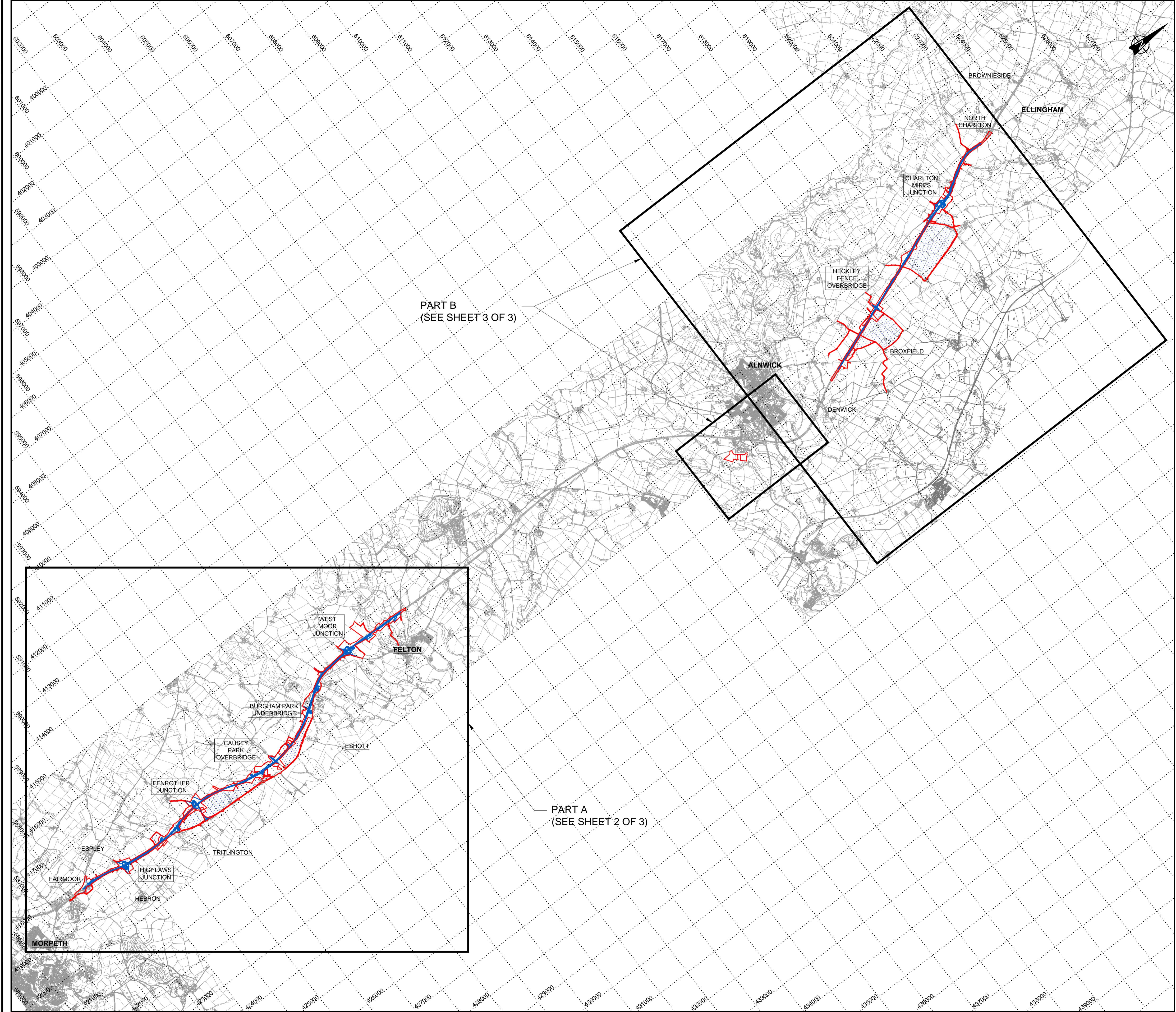
1 INTRODUCTION

- 1.1** These Works Plans (these “Plans”) relate to an application made by Highways England (the “Applicant”) to the Secretary of State for Transport, via the Planning Inspectorate (the “Inspectorate”) under the Planning Act 2008 (the “2008 Act”) for a Development Consent Order (DCO). If made, the DCO would grant consent for the A1 in Northumberland: Morpeth to Ellingham (the “Scheme”).
- 1.2** The Scheme comprises two sections known as Part A: Morpeth to Felton (Part A) and Part B: Alnwick to Ellingham (Part B). A detailed description of the Scheme can be found in **Chapter 2: The Scheme** of the Environmental Statement (ES) [APP-037]. Part A and Part B were originally proposed to be the subject of separate applications for DCOs but have now been combined into a single application for a DCO in respect of the Scheme as a whole and these Plans covers the Scheme in its entirety.
- 1.3** These Plans comprise part of a suite of application documentation and are included in the application for a DCO in compliance with Regulation 5(2)(j) and 5(4) of the Infrastructure Planning (Applications: Prescribed Forms and Procedure) Regulations 2009 (the “2009 Regulations”) which requires:
- 5(2)(j) “a work plan showing, in relation to the existing features –*
- (i) the proposed location or (for a linear scheme) the proposed route and alignment of the development and works; and*
 - (ii) the limits within which the development and works may be carried out and any limits of deviation provided for in the draft order”*
- 5(4) “where a plan comprises three or more separate sheets a key plan must be provided showing the relationship between the different sheets”*
- 1.4** As these Plans are part of the application documentation, they should be read alongside and are informed by the other application documentation. In particular, these Plans should be read alongside Schedule 1 of the revised draft DCO in relation to the proposed changes to the DCO Application described at paragraph 1.5 below submitted at Deadline 4.
- 1.5** The revision of these Plans at Deadline 4 form part of the formal request for a material change to be made to the DCO Application. The description of the proposed changes was submitted to the Inspectorate in December 2020 (Proposed Changes to Application [AS-018]) and affect the land in Part A, as shown on Sheet 9 of these Plans.
- 1.6** The Applicant proposes to carry out stabilisation works on the north bank of the River Coquet following a review of the ground investigation works undertaken in 2020, which has identified that the north slope of the River Coquet Valley is suffering from instability. The Applicant also proposes to amend the DCO to provide a temporary access to the southern bank of the River Coquet by crossing the river from the temporary works on the northern bank using a temporary bridge. The Works would include scour protection along the river's edge.
- 1.7** These Plans should be read in conjunction with the ES Addendum: Stabilisation Works for the Change Request.

2 SCHEDULE OF PLANS INCLUDED IN THIS APPLICATION DOCUMENT

Drawing Title	Drawing Number	Revision
Works Plans – Regulation 5(4) – Key Plan - Sheet 1 of 3	HE551459-WSP-HGN-M2E-DR-CH-2435	1
Works Plans – Regulation 5(4) – Key Plan - Sheet 2 of 3	HE551459-WSP-HGN-M2F-DR-CH-1367	1
Works Plans – Regulation 5(4) – Key Plan - Sheet 3 of 3	HE551459-WSP-HGN-A2E-DR-CH-02300	0
Works Plans – Regulation 5(2)(j) – Sheet 1 of 19	HE551459-WSP-HGN-M2F-DR-CH-1368	0
Works Plans – Regulation 5(2)(j) – Sheet 2 of 19	HE551459-WSP-HGN-M2F-DR-CH-1369	0
Works Plans – Regulation 5(2)(j) – Sheet 3 of 19	HE551459-WSP-HGN-M2F-DR-CH-1370	0
Works Plans – Regulation 5(2)(j) – Sheet 4 of 19	HE551459-WSP-HGN-M2F-DR-CH-1371	0
Works Plans – Regulation 5(2)(j) – Sheet 5 of 19	HE551459-WSP-HGN-M2F-DR-CH-1372	0
Works Plans – Regulation 5(2)(j) – Sheet 6 of 19	HE551459-WSP-HGN-M2F-DR-CH-1373	0
Works Plans – Regulation 5(2)(j) – Sheet 7 of 19	HE551459-WSP-HGN-M2F-DR-CH-1374	0
Works Plans – Regulation 5(2)(j) – Sheet 8 of 19	HE551459-WSP-HGN-M2F-DR-CH-1375	0
Works Plans – Regulation 5(2)(j) – Sheet 9 of 19	HE551459-WSP-HGN-M2F-DR-CH-1376	1
Works Plans – Regulation 5(2)(j) – Sheet 10 of 19	HE551459-WSP-HGN-M2F-DR-CH-1377	0
Works Plans – Regulation 5(2)(j) – Sheet 11 of 19	HE551459-WSP-GEN-A2E-DR-CH-02301	0
Works Plans – Regulation 5(2)(j) – Sheet 12 of 19	HE551459-WSP-GEN-A2E-DR-CH-02302	0
Works Plans – Regulation 5(2)(j) – Sheet 13 of 19	HE551459-WSP-GEN-A2E-DR-CH-02303	0
Works Plans – Regulation 5(2)(j) – Sheet 14 of 19	HE551459-WSP-GEN-A2E-DR-CH-02304	0
Works Plans – Regulation 5(2)(j) – Sheet 15 of 19	HE551459-WSP-GEN-A2E-DR-CH-02305	0
Works Plans – Regulation 5(2)(j) – Sheet 16 of 19	HE551459-WSP-GEN-A2E-DR-CH-02306	0
Works Plans – Regulation 5(2)(j) – Sheet 17 of 19	HE551459-WSP-GEN-A2E-DR-CH-02307	0
Works Plans – Regulation 5(2)(j) – Sheet 18 of 19	HE551459-WSP-GEN-A2E-DR-CH-02308	0

Drawing Title	Drawing Number	Revision
Works Plans – Regulation 5(2)(j) – Sheet 19 of 19	HE551459-WSP-GEN-A2E-DR-CH-02309	0




PART B
(SEE SHEET 3 OF 3)

PART A
(SEE SHEET 2 OF 3)

- NOTES:**
1. All dimensions are in metres unless stated otherwise.
 2. Do not scale off this drawing.
 3. Works are described in Schedule 1 (Authorised Development) of the Development Consent Order (Application Document Reference: TR010041/APP/3.1).
 4. The proposed works shown are illustrative only and will be subject to change as part of the detailed design development. Any changes will be limited to being within the Order Limits and any other constraints included in the Development Consent Order.

KEY:

- PROPOSED DESIGN (SHOWN FOR ILLUSTRATIVE PURPOSES)
- ORDER LIMITS
- AREAS NOT INCLUDED WITHIN ORDER LIMITS



Rev.	Date	Description	By	Eng' Chk	Disc' Chk	App'd	
1	12/03/21	EXAMINATION DEADLINE 04 UPDATE		DD	MM	TK	DM
0	07/05/20	DCO SUBMISSION		RP	MM	TK	DM

Subsidiary	DCO SUBMISSION	Status	A3
------------	----------------	--------	----

PINS Reference Number
TR010041/APP/2.3

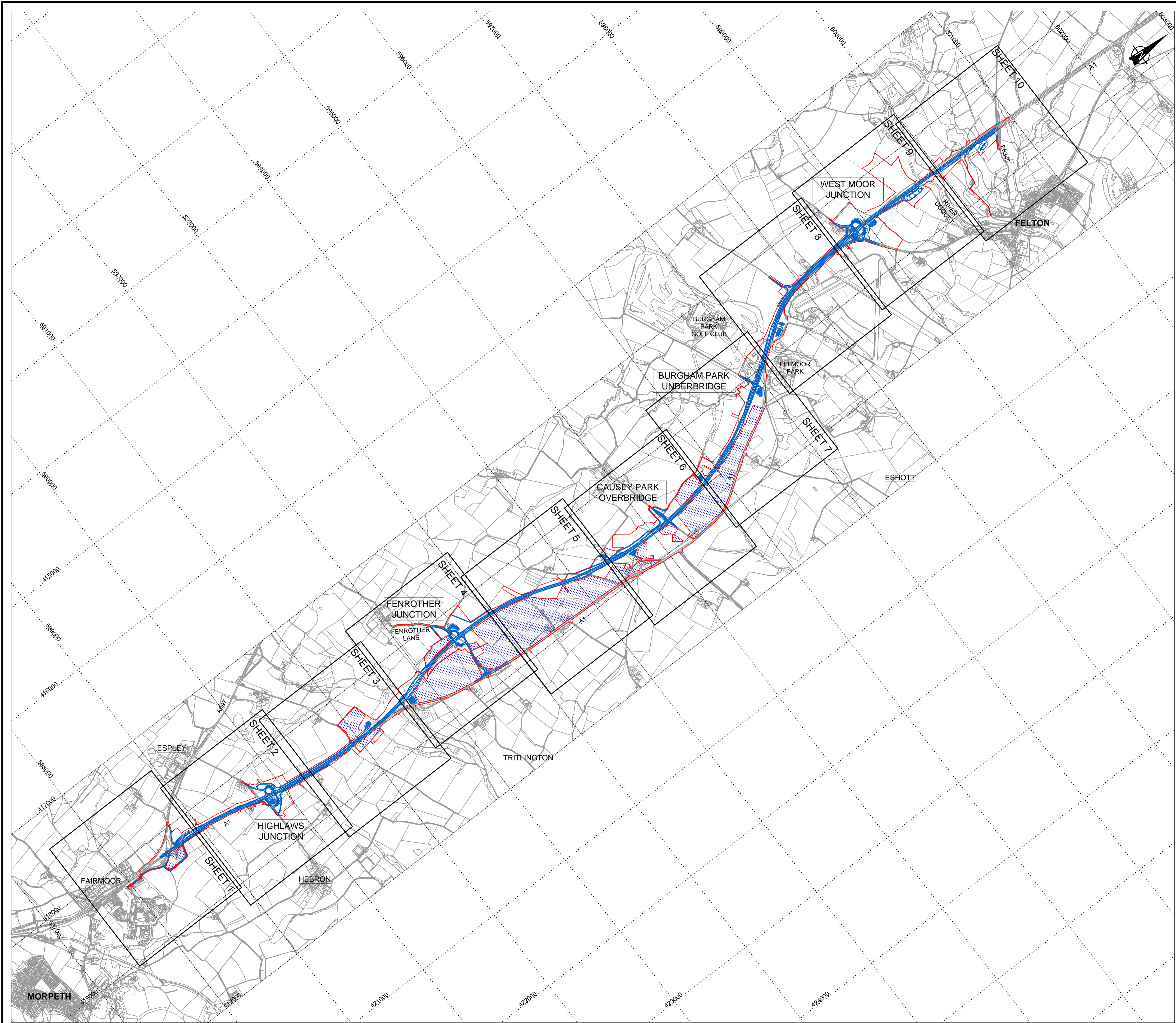


Project Title
A1 in Northumberland: Morpeth to Ellingham

Drawing Title
**WORKS PLANS
REGULATION 5(4)
KEY PLAN
SHEET 1 OF 3**

Scale	Drawn	Eng. Check	Approved	Authorised
1:50000	DD	MM	TK	DM
Original Size	Date	Date	Date	Date
A1	12/03/21	12/03/21	12/03/21	12/03/21

Drawing Number	Revision
HE551459-WSP-HGN-M2E-DR-CH-2435	1
	PW Stage Code
	0




NOTES:

1. All dimensions are in metres unless stated otherwise.
2. Do not scale off this drawing.
3. Works are described in Schedule 1 (Authorised Development) of the Development Consent Order (Application Document Reference: TR010041/APP/3.1).
4. The proposed works shown are illustrative only and will be subject to change as part of the detailed design development. Any changes will be limited to being within the Order Limits and any other constraints included in the Development Consent Order.

KEY:

- PROPOSED DESIGN (SHOWN FOR ILLUSTRATIVE PURPOSES)
- ORDER LIMITS
- AREAS NOT INCLUDED WITHIN ORDER LIMITS



Rev.	Date	Description	By	Eng' Chk	Disc' Chk	App'd
1	12/03/21	EXAMINATION DEADLINE 04 UPDATE	DD	MM	TK	DM
0	07/05/20	DCO SUBMISSION	RP	MM	TK	DM

Subsidiary						DCO SUBMISSION						Status		A3	
------------	--	--	--	--	--	----------------	--	--	--	--	--	--------	--	----	--

PINS Reference Number: **TR010041/APP/2.3**

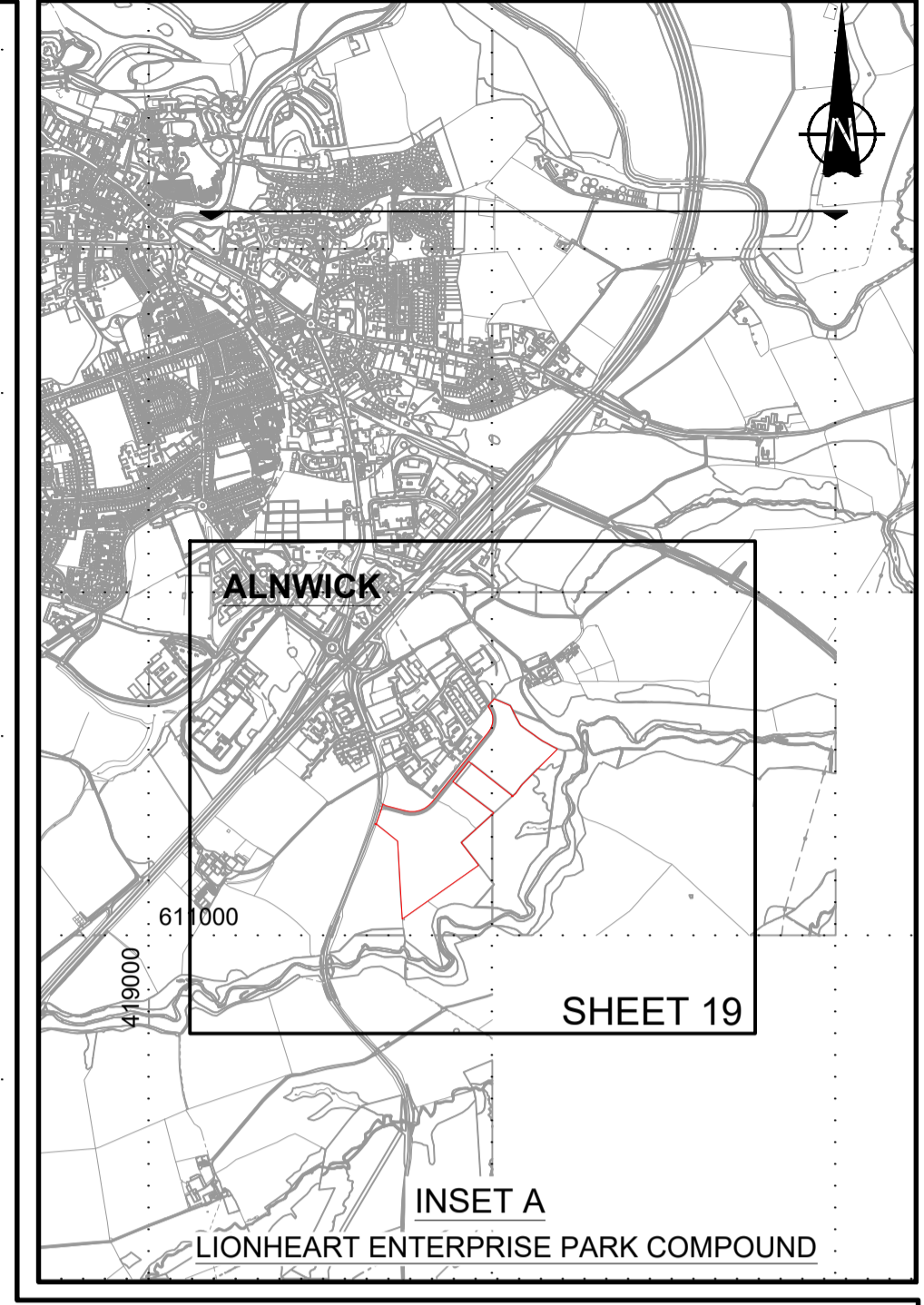
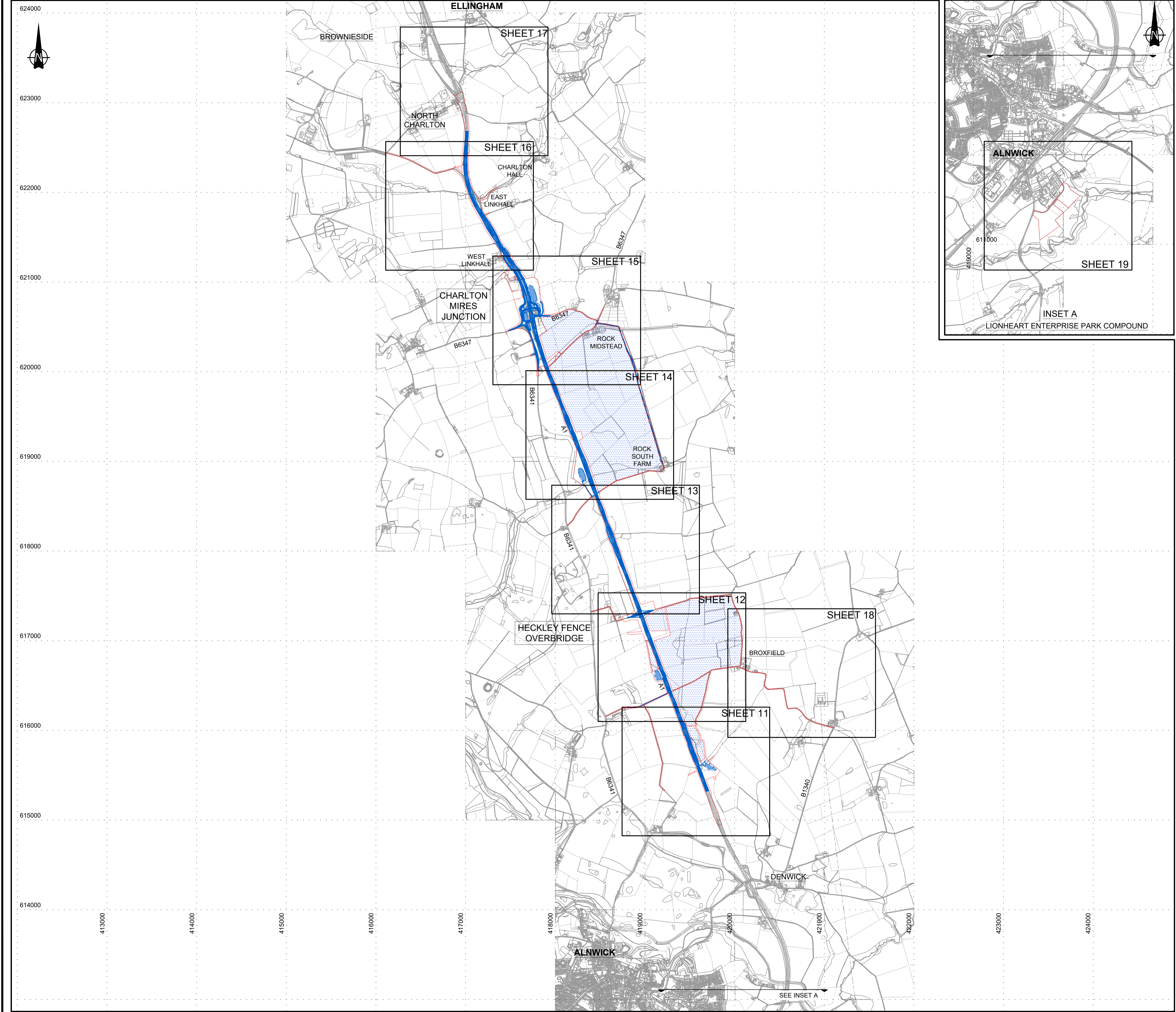


Project Title: **A1 in Northumberland: Morpeth to Ellingham Part A**

Drawing Title: **WORKS PLANS REGULATION 5(4) KEY PLAN SHEET 2 OF 3**

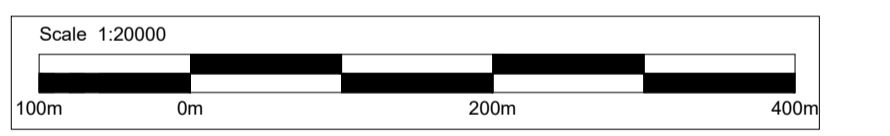
Scale	Drawn	Eng. Check	Approved	Authorised
1:20000	DD	MM	TK	DM
Original Size	Date	Date	Date	Date
A1	12/03/21	12/03/21	12/03/21	12/03/21

Drawing Number: HE551459-WSP-HGN-M2F-DR-CH-1367				Revision: 1
				PW Stage Code: 0



- NOTES:**
- All dimensions are in metres unless stated otherwise.
 - Works are described in Schedule 1 (Authorised Development) of the Development Consent Order (Application Document Reference: TR010041/APP/3.1).
 - The proposed works shown are illustrative only and will be subject to change as part of the detailed design development. Any changes will be limited to being within the Order Limits and any other constraints included in the Development Consent Order.

- KEY:**
- PROPOSED DESIGN (SHOWN FOR ILLUSTRATIVE PURPOSES)
 - ORDER LIMITS
 - AREAS NOT INCLUDED WITHIN ORDER LIMITS



Rev.	Date	Description	By	Eng' Chk	Disc' Chk	App'd	Status
0	07/05/20	DCO SUBMISSION		RP	TO	TK	DM

DCO SUBMISSION A3

PINS Reference Number: **TR010041/APP/2.3**

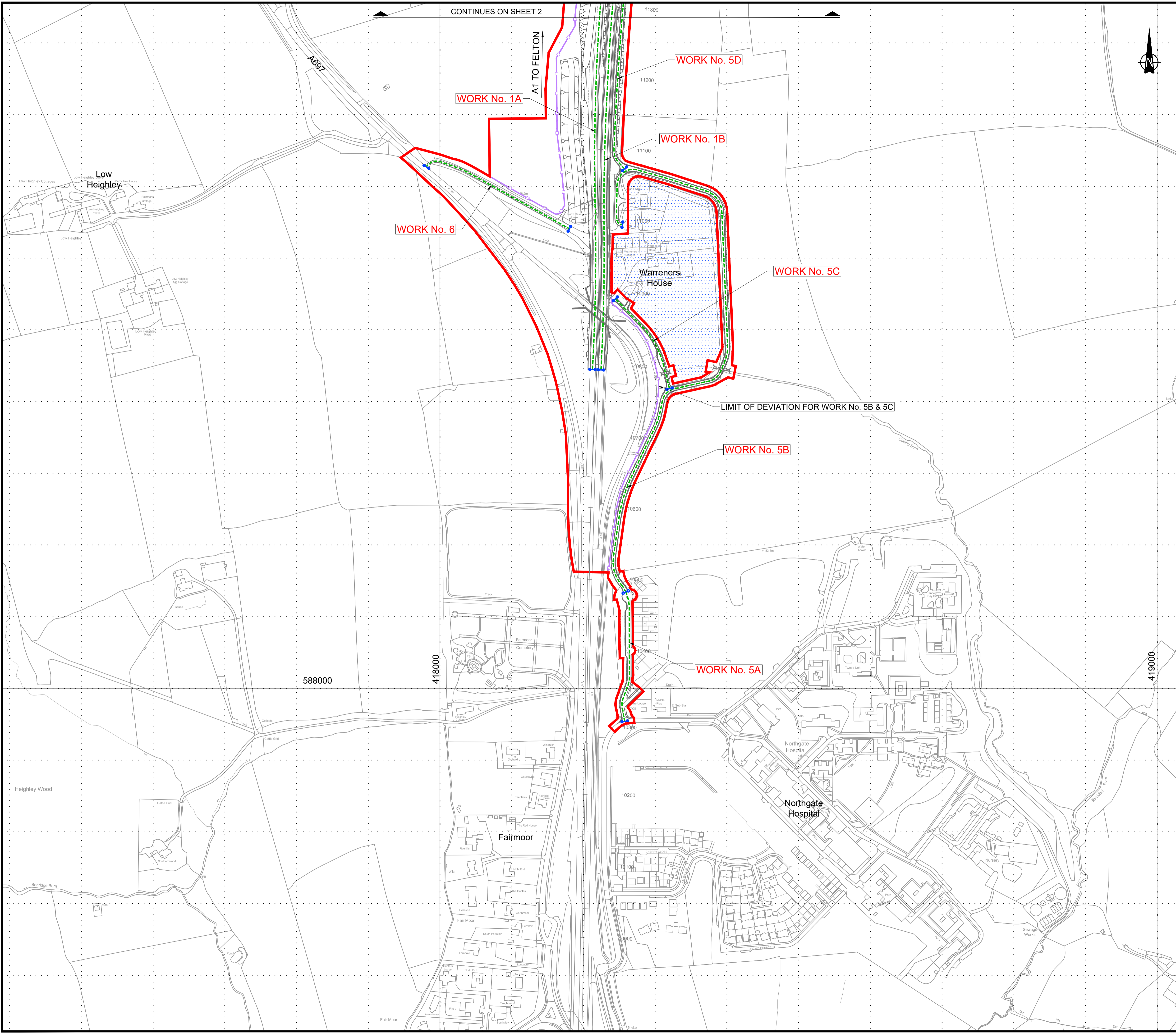
Client:

Project Title: **A1 in Northumberland: Morpeth to Ellingham Part B**

Drawing Title: **WORKS PLANS REGULATION 5(4) KEY PLAN SHEET 3 OF 3**

Scale	Drawn	Eng. Check	Approved	Authorised
1:20000	RP	TO	TK	DM
Original Size	Date	Date	Date	Date
A1	07/05/20	07/05/20	07/05/20	07/05/20

Drawing Number: HE551459-WSP-GEN-A2E-DR-CH-02300	Revision: 0
	PW Stage Code: 0

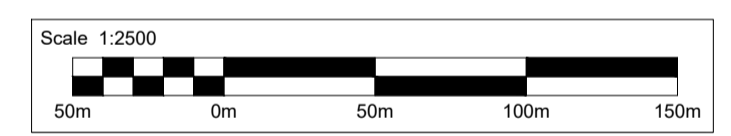


NOTES:

1. All dimensions and chainages are in metres unless stated otherwise.
2. Works are described in Schedule 1 (Authorised Development) of the Development Consent Order (Application Document Reference: TR010041/APP/3.1).
3. The proposed works shown are illustrative only and will be subject to change as part of the detailed design development. Any changes will be limited to being within the Order Limits and any other constraints included in the Development Consent Order.

KEY:

- PROPOSED DESIGN (SHOWN FOR ILLUSTRATIVE PURPOSES ONLY)
- ORDER LIMITS
- WORK CENTRELINE (APPROX.)
- LIMIT OF DEVIATION (APPLIES TO ALL WORK NUMBERS UNLESS STATED OTHERWISE)
- NON LINEAR WORKS
- AREAS NOT INCLUDED WITHIN ORDER LIMITS
- TRANSITION BETWEEN WORKS (APPROX.)
- COMMENCEMENT/TERMINATION OF WORK (APPROX.)



0	07/05/20	DCO SUBMISSION	RP	MM	TK	DM
Rev.	Date	Description	By	Eng' Chk	Disc' Chk	App'd
Submittal						Status
DCO SUBMISSION						A3

PINS Reference Number **TR010041/APP/2.3**

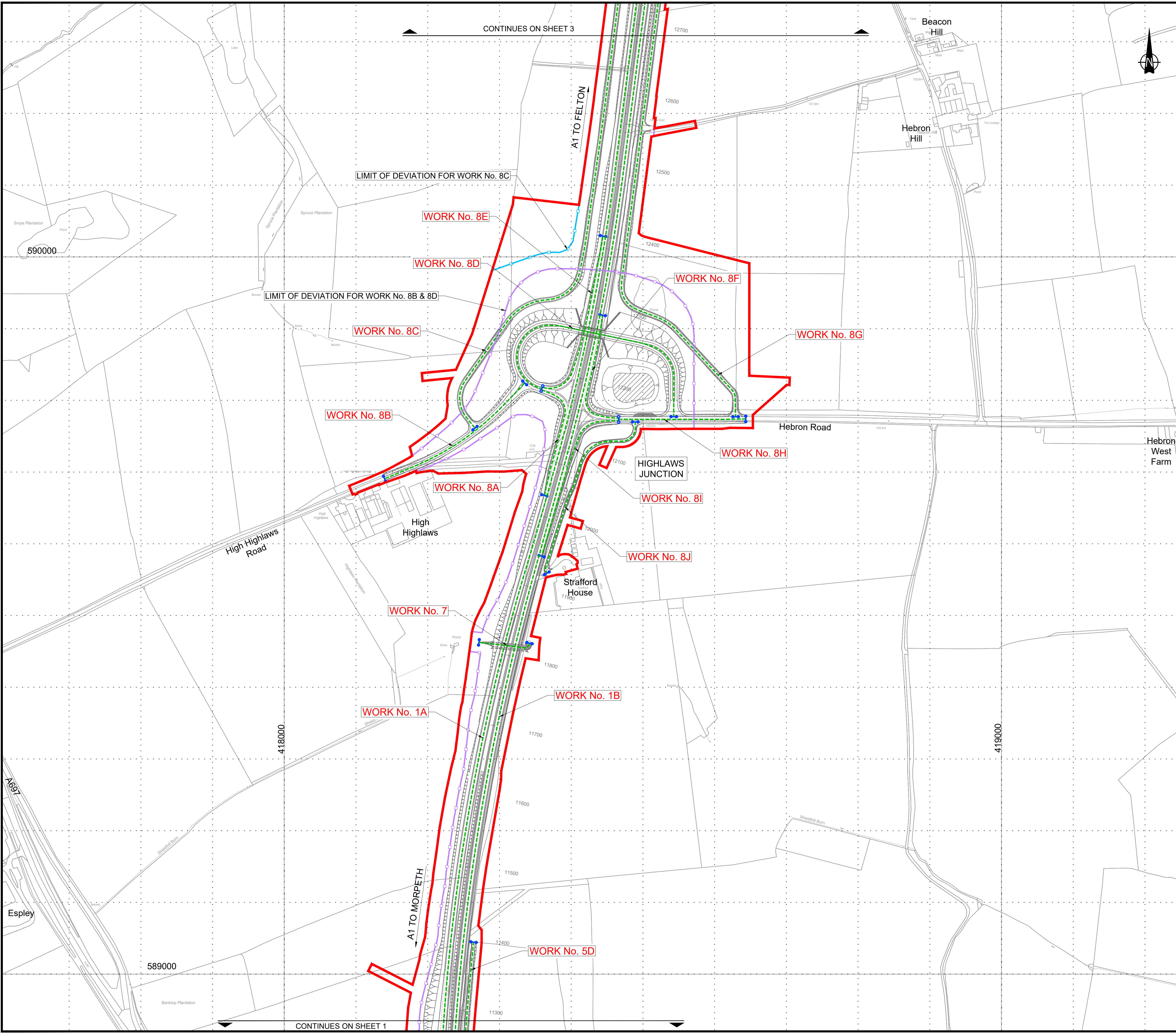


Project Title **A1 in Northumberland: Morpeth to Ellingham Part A**

Drawing Title **WORKS PLANS REGULATION 5(2)(j) SHEET 01 OF 19**

Scale	1:2500	Drawn	RP	Eng. Check	MM	Approved	TK	Authorised	DM
Original Size	A1	Date	07/05/20	Date	07/05/20	Date	07/05/20	Date	07/05/20

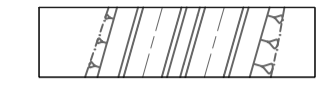








Drawing Number	Revision
HE551459-WSP-HGN-M2F-DR-CH-1368	0
PW Stage Code	0

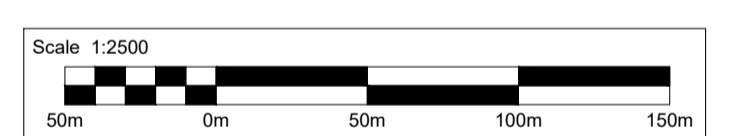


NOTES:

- All dimensions and chainages are in metres unless stated otherwise.
- Works are described in Schedule 1 (Authorised Development) of the Development Consent Order (Application Document Reference: TR010041/APP/3.1).
- The proposed works shown are illustrative only and will be subject to change as part of the detailed design development. Any changes will be limited to being within the Order Limits and any other constraints included in the Development Consent Order.

KEY:

-  PROPOSED DESIGN (SHOWN FOR ILLUSTRATIVE PURPOSES ONLY)
-  ORDER LIMITS
-  WORK CENTRELINE (APPROX.)
-  LIMIT OF DEVIATION (APPLIES TO ALL WORK NUMBERS UNLESS STATED OTHERWISE)
-  LIMIT OF DEVIATION (APPLIES TO ALL WORK NUMBERS UNLESS STATED OTHERWISE)
-  NON LINEAR WORKS
-  AREAS NOT INCLUDED WITHIN ORDER LIMITS
-  TRANSITION BETWEEN WORKS (APPROX.)
-  COMMENCEMENT/TERMINATION OF WORK (APPROX.)



0	07/05/20	DCO SUBMISSION	RP	MM	TK	DM
Rev.	Date	Description	By	Eng' Chk	Disc' Chk	App'd
Submittal						Status
DCO SUBMISSION						A3

PINS Reference Number
TR010041/APP/2.3



Project Title
A1 in Northumberland: Morpeth to Ellingham Part A

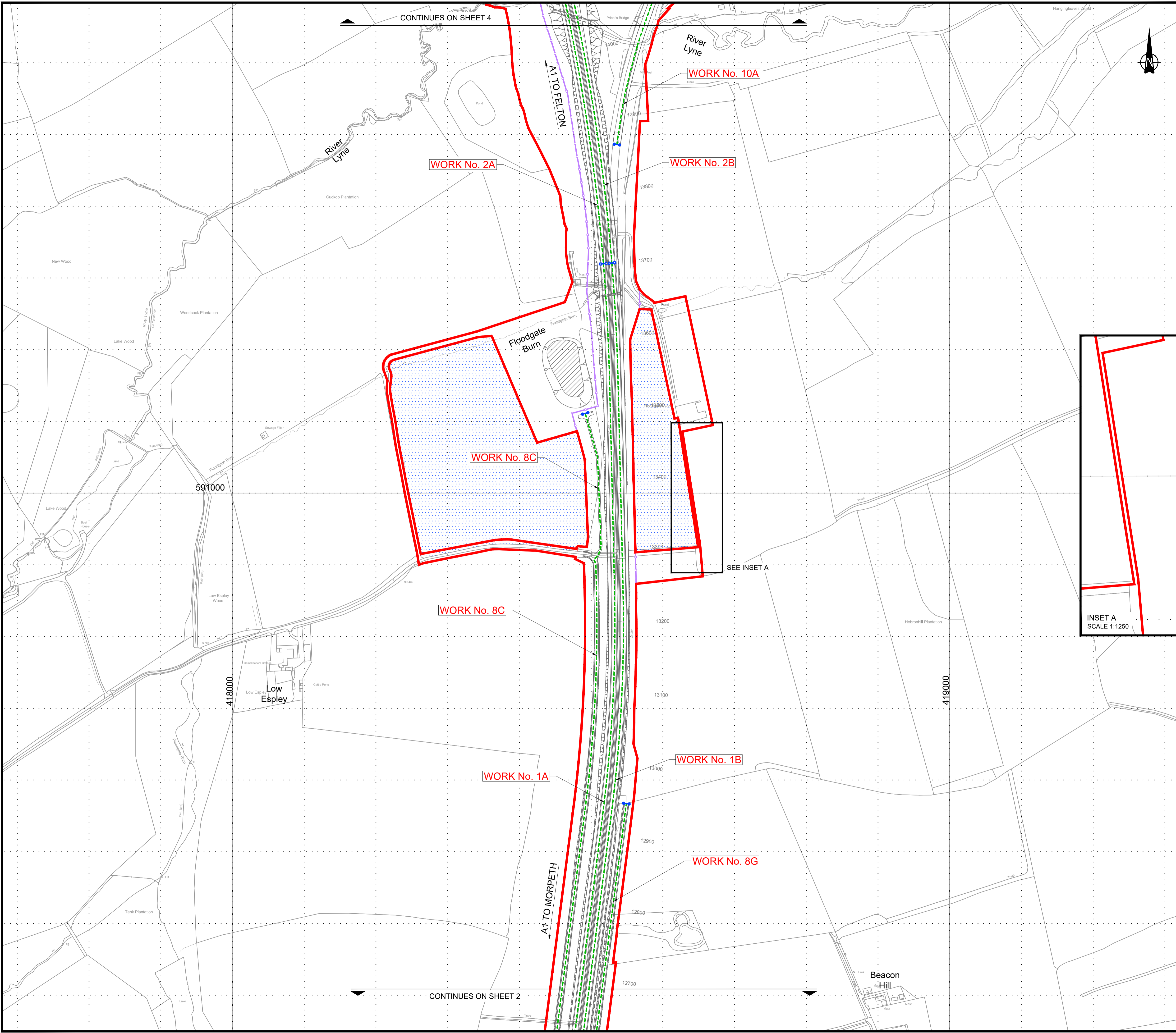
Drawing Title
**WORKS PLANS
REGULATION 5(2)(j)
SHEET 02 OF 19**

Scale	1:2500	Drawn	RP	Eng. Check	MM	Approved	TK	Authorised	DM
Original Size	A1	Date	07/05/20	Date	07/05/20	Date	07/05/20	Date	07/05/20

Drawing Number	Revision
HE551459-WSP-HGN-M2F-DR-CH-1369	0
PW Stage Code	0

CONTINUES ON SHEET 3

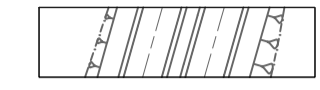








CONTINUES ON SHEET 1

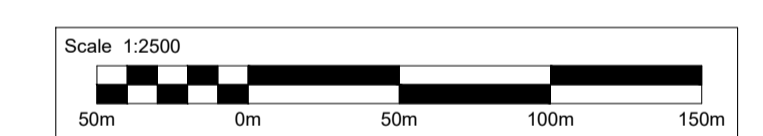
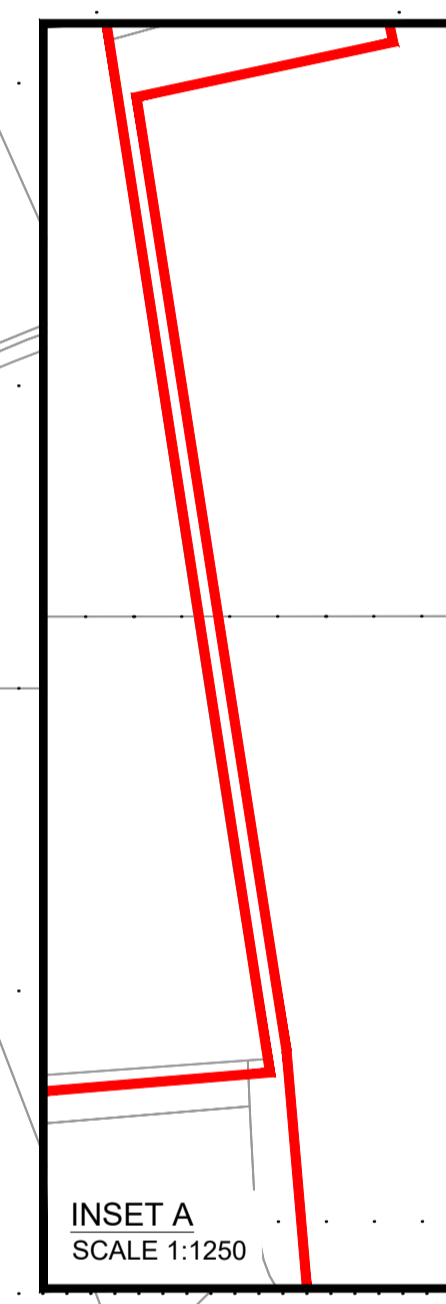


NOTES:

- All dimensions and chainages are in metres unless stated otherwise.
- Works are described in Schedule 1 (Authorised Development) of the Development Consent Order (Application Document Reference: TR010041/APP/3.1).
- The proposed works shown are illustrative only and will be subject to change as part of the detailed design development. Any changes will be limited to being within the Order Limits and any other constraints included in the Development Consent Order.

KEY:

-  PROPOSED DESIGN (SHOWN FOR ILLUSTRATIVE PURPOSES ONLY)
-  ORDER LIMITS
-  WORK CENTRELINE (APPROX.)
-  LIMIT OF DEVIATION (APPLIES TO ALL WORK NUMBERS UNLESS STATED OTHERWISE)
-  LIMIT OF DEVIATION (APPLIES TO ALL WORK NUMBERS UNLESS STATED OTHERWISE)
-  NON LINEAR WORKS
-  AREAS NOT INCLUDED WITHIN ORDER LIMITS
-  TRANSITION BETWEEN WORKS (APPROX.)
-  COMMENCEMENT/TERMINATION OF WORK (APPROX.)



0	07/05/20	DCO SUBMISSION	RP	MM	TK	DM
Rev.	Date	Description	By	Eng' Chk	Disc' Chk	App'd
Subsidiary						Status
DCO SUBMISSION						A3

PINS Reference Number: **TR010041/APP/2.3**



Project Title: **A1 in Northumberland: Morpeth to Ellingham Part A**

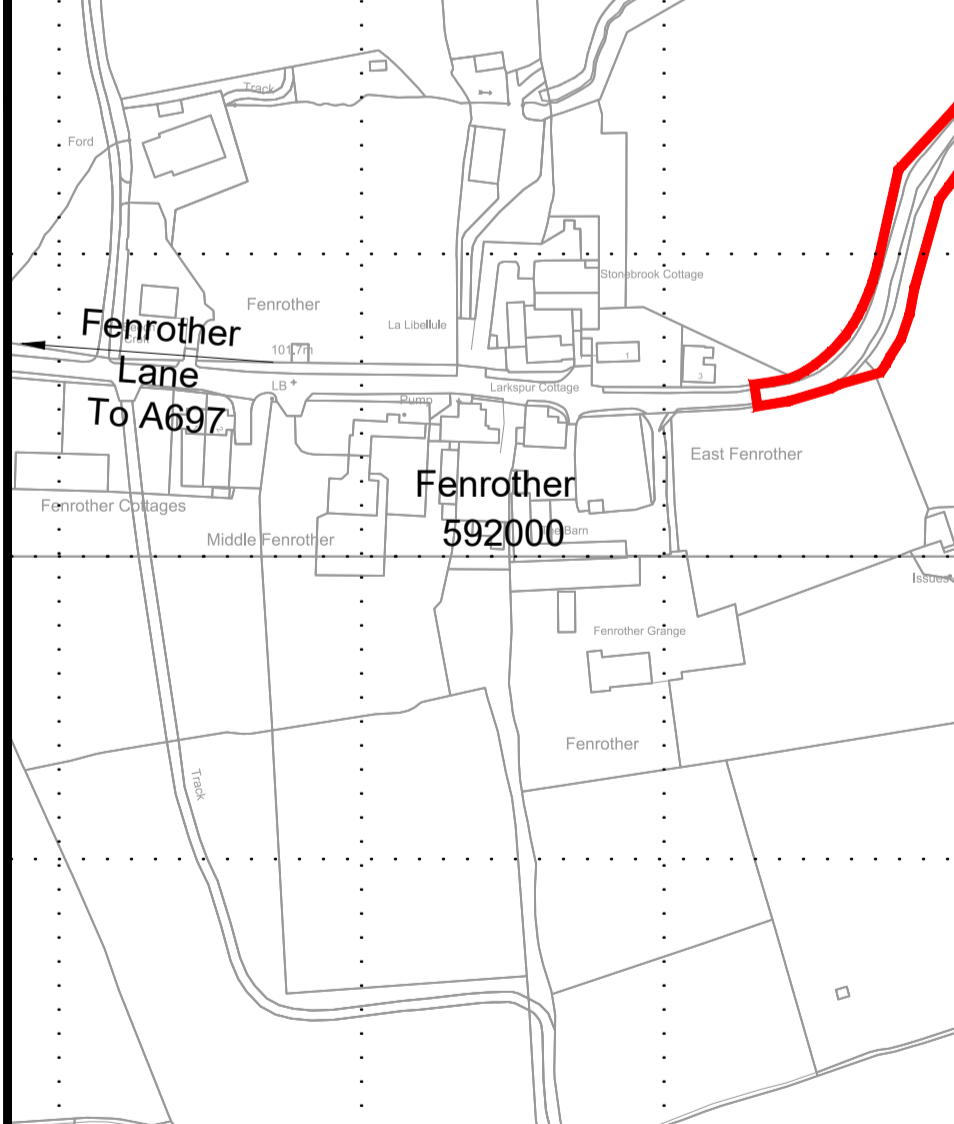
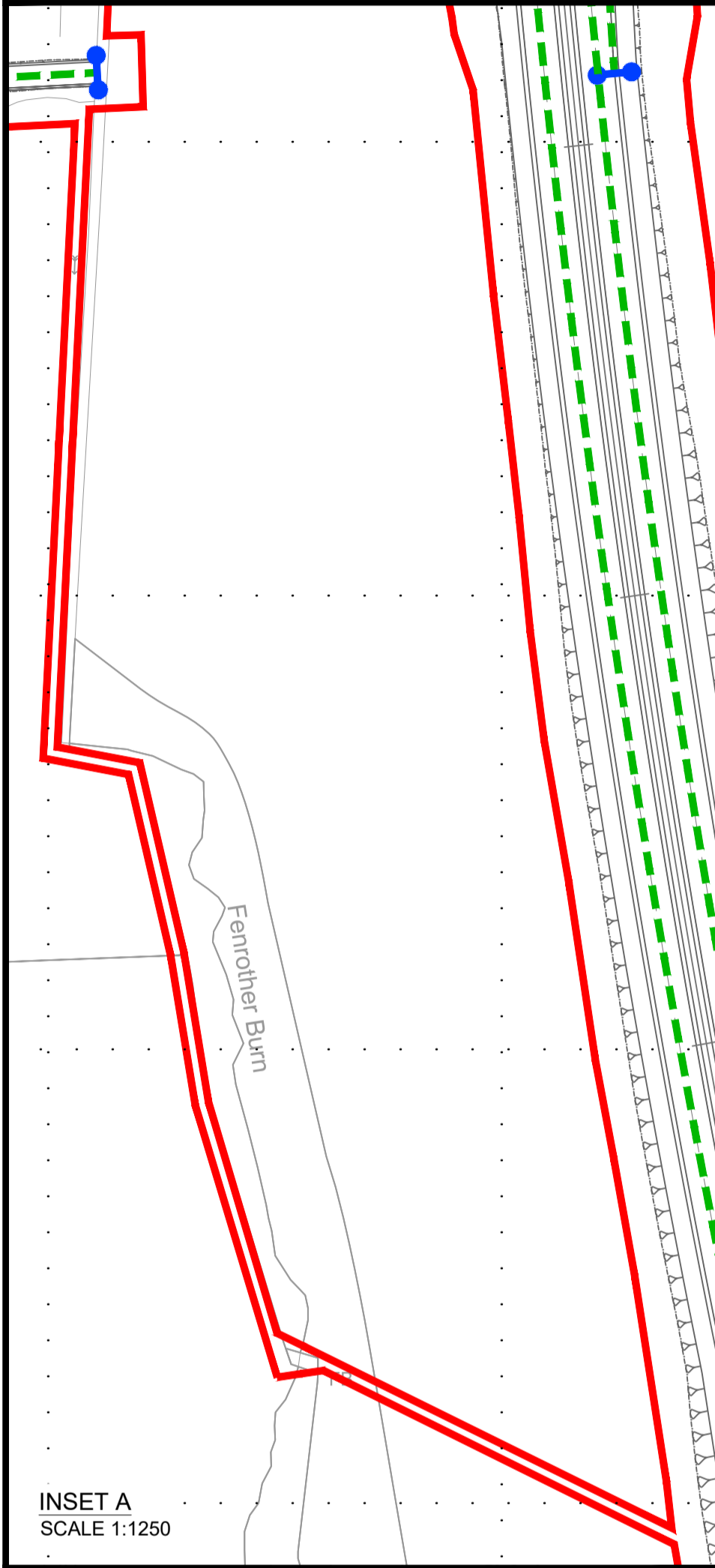
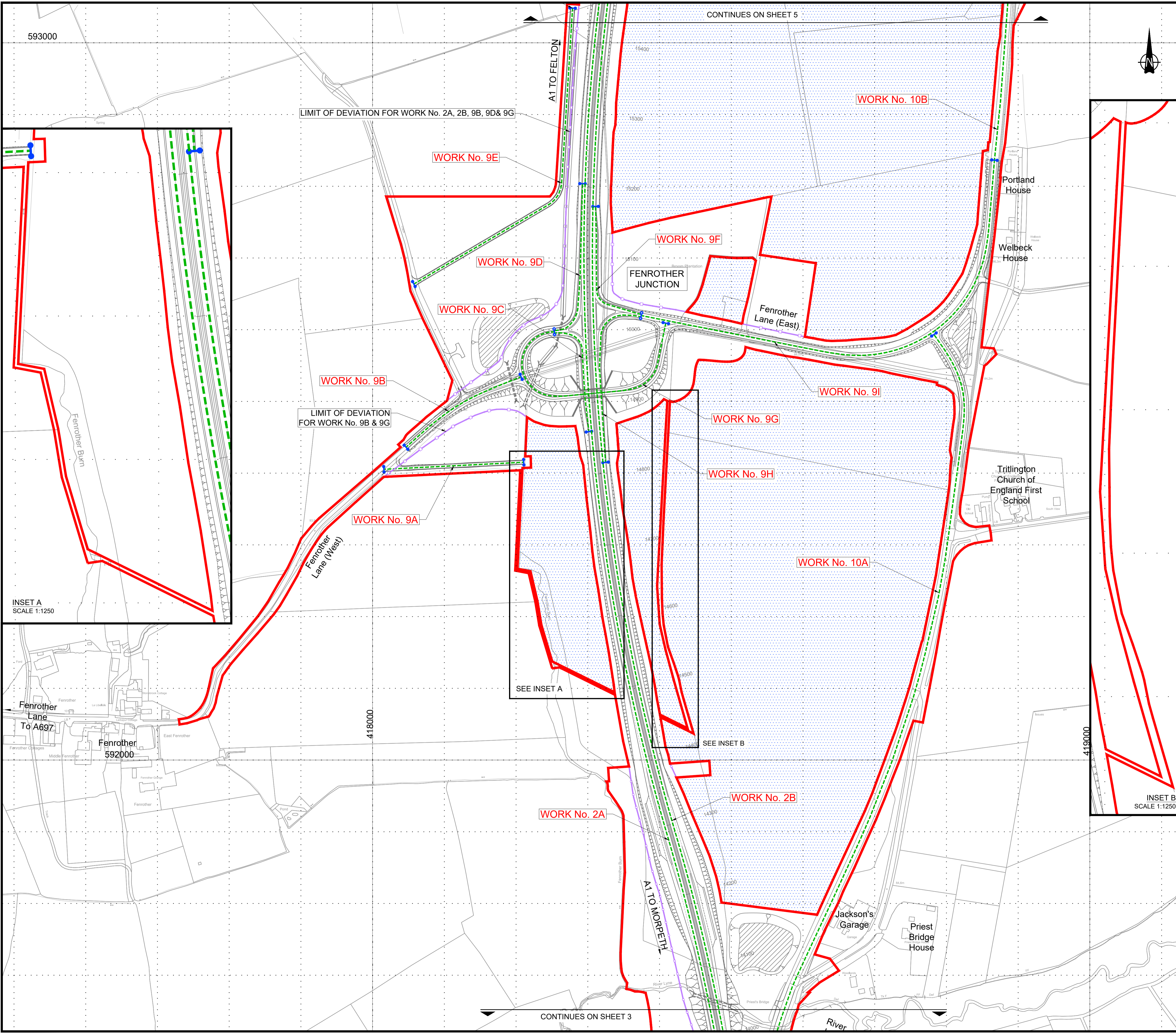
Drawing Title: **WORKS PLANS REGULATION 5(2)(j) SHEET 03 OF 19**

Scale	1:2500	Drawn	RP	Eng. Check	MM	Approved	TK	Authorised	DM
Original Size	A1	Date	07/05/20	Date	07/05/20	Date	07/05/20	Date	07/05/20

Drawing Number	HE551459-WSP-HGN-M2F-DR-CH-1370	Revision	0
PW Stage Code			0

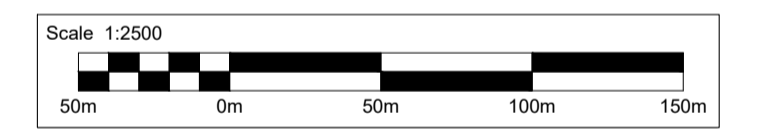
CONTINUES ON SHEET 4

CONTINUES ON SHEET 2



- NOTES:**
- All dimensions and chainages are in metres unless stated otherwise.
 - Works are described in Schedule 1 (Authorised Development) of the Development Consent Order (Application Document Reference: TR010041/APP/3.1).
 - The proposed works shown are illustrative only and will be subject to change as part of the detailed design development. Any changes will be limited to being within the Order Limits and any other constraints included in the Development Consent Order.

- KEY:**
- PROPOSED DESIGN (SHOWN FOR ILLUSTRATIVE PURPOSES ONLY)
 - ORDER LIMITS
 - WORK CENTRELINE (APPROX.)
 - LIMIT OF DEVIATION (APPLIES TO ALL WORK NUMBERS UNLESS STATED OTHERWISE)
 - NON LINEAR WORKS
 - AREAS NOT INCLUDED WITHIN ORDER LIMITS
 - TRANSITION BETWEEN WORKS (APPROX.)
 - COMMENCEMENT/TERMINATION OF WORK (APPROX.)



0	07/05/20	DCO SUBMISSION	RP	MM	TK	DM
Rev.	Date	Description	By	Eng' Chk	Disc' Chk	App'd
Subsidiary						Status
DCO SUBMISSION						A3

PINS Reference Number
TR010041/APP/2.3

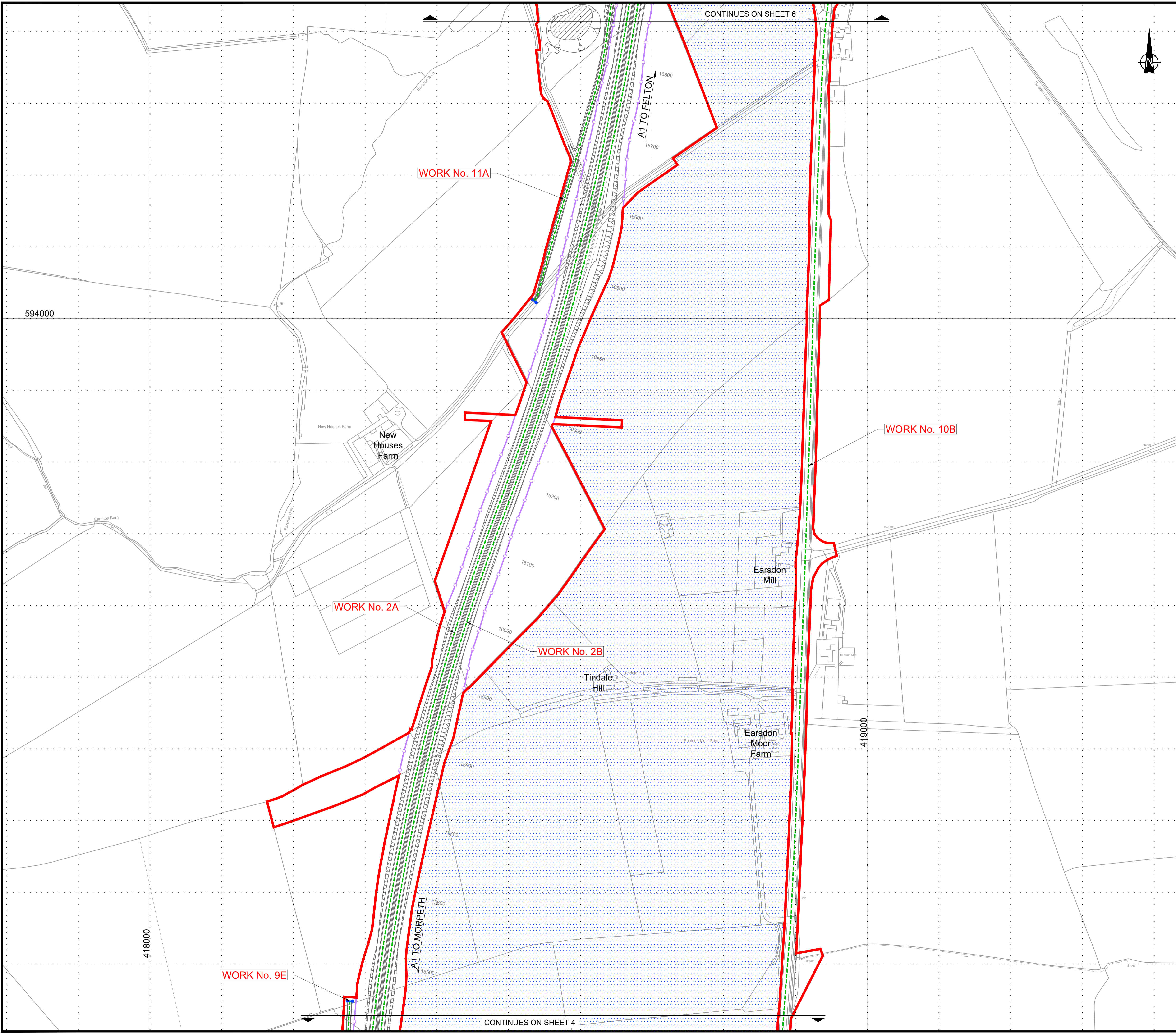


Project Title
A1 in Northumberland: Morpeth to Ellingham Part A

Drawing Title
**WORKS PLANS
REGULATION 5(2)(j)
SHEET 04 OF 19**

Scale	Drawn	Eng. Check	Approved	Authorised
1:2500	RP	MM	TK	DM
Original Size	Date	Date	Date	Date
A1	07/05/20	07/05/20	07/05/20	07/05/20

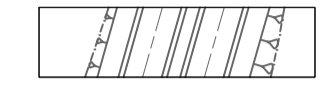







Drawing Number	Revision
HE551459-WSP-HGN-M2F-DR-CH-1371	0
	PW Stage Code
	0

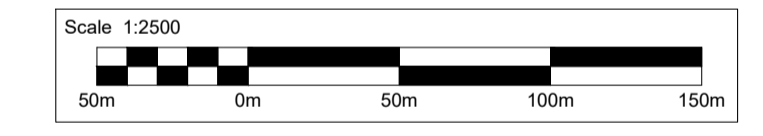


NOTES:

1. All dimensions and chainages are in metres unless stated otherwise.
2. Works are described in Schedule 1 (Authorised Development) of the Development Consent Order (Application Document Reference: TR010041/APP/3.1).
3. The proposed works shown are illustrative only and will be subject to change as part of the detailed design development. Any changes will be limited to being within the Order Limits and any other constraints included in the Development Consent Order.

KEY:

-  PROPOSED DESIGN (SHOWN FOR ILLUSTRATIVE PURPOSES ONLY)
-  ORDER LIMITS
-  WORK CENTRELINE (APPROX.)
-  LIMIT OF DEVIATION (APPLIES TO ALL WORK NUMBERS UNLESS STATED OTHERWISE)
-  TRANSITION BETWEEN WORKS (APPROX.)
-  NON LINEAR WORKS
-  AREAS NOT INCLUDED WITHIN ORDER LIMITS
-  COMMENCEMENT/TERMINATION OF WORK (APPROX.)



0	07/05/20	DCO SUBMISSION	RP	MM	TK	DM
Rev.	Date	Description	By	Eng' Chk	Disc' Chk	App'd

Suitability	DCO SUBMISSION	Status	A3
-------------	----------------	--------	----

PINS Reference Number
TR010041/APP/2.3



Project Title
A1 in Northumberland: Morpeth to Ellingham Part A

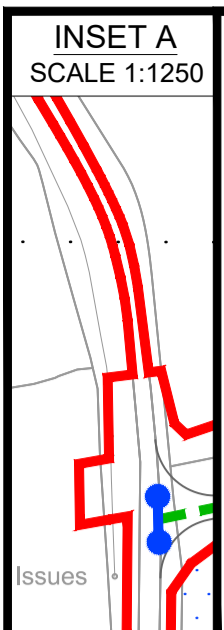
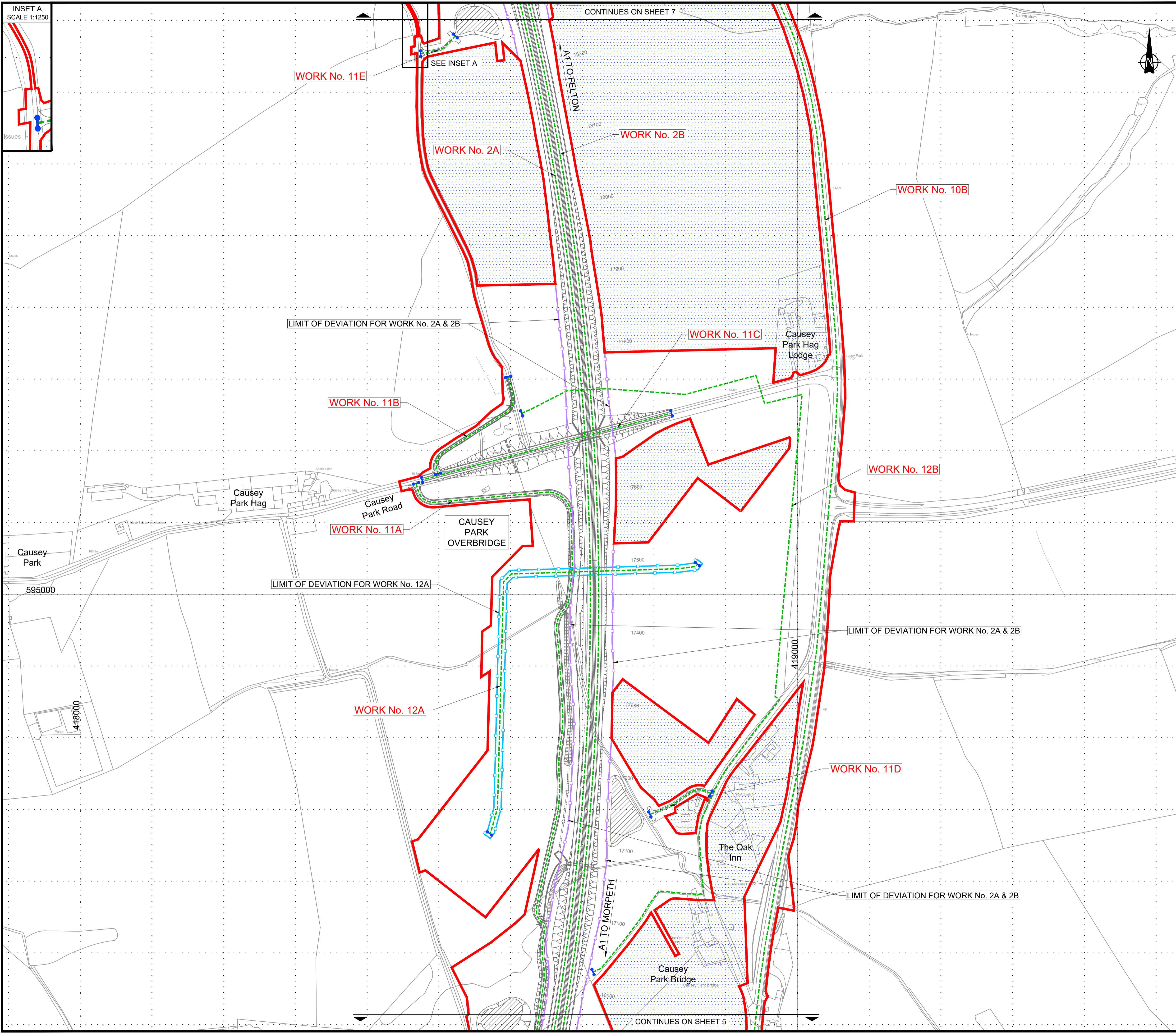
Drawing Title
**WORKS PLANS
REGULATION 5(2)(j)
SHEET 05 OF 19**

Scale	1:2500	Drawn	RP	Eng. Check	MM	Approved	TK	Authorised	DM
Original Size	A1	Date	07/05/20	Date	07/05/20	Date	07/05/20	Date	07/05/20

Drawing Number	HE551459-WSP-HGN-M2F-DR-CH-1372	Revision	0
PW Stage Code			0

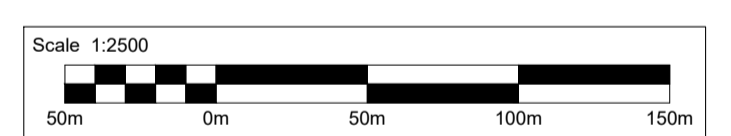
CONTINUES ON SHEET 6

CONTINUES ON SHEET 4



- NOTES:**
- All dimensions and chainages are in metres unless stated otherwise.
 - Works are described in Schedule 1 (Authorised Development) of the Development Consent Order (Application Document Reference: TR010041/APP/3.1).
 - The proposed works shown are illustrative only and will be subject to change as part of the detailed design development. Any changes will be limited to being within the Order Limits and any other constraints included in the Development Consent Order.

- KEY:**
- PROPOSED DESIGN (SHOWN FOR ILLUSTRATIVE PURPOSES ONLY)
 - ORDER LIMITS
 - WORK CENTRELINE (APPROX.)
 - LIMIT OF DEVIATION (APPLIES TO ALL WORK NUMBERS UNLESS STATED OTHERWISE)
 - LIMIT OF DEVIATION (APPLIES TO ALL WORK NUMBERS UNLESS STATED OTHERWISE)
 - NON LINEAR WORKS
 - AREAS NOT INCLUDED WITHIN ORDER LIMITS
 - TRANSITION BETWEEN WORKS (APPROX.)
 - COMMENCEMENT/TERMINATION OF WORK (APPROX.)



0	07/05/20	DCO SUBMISSION	RP	MM	TK	DM
Rev.	Date	Description	By	Eng' Chk	Disc' Chk	App'd
Subsidiary						Status
DCO SUBMISSION						A3

PINS Reference Number
TR010041/APP/2.3

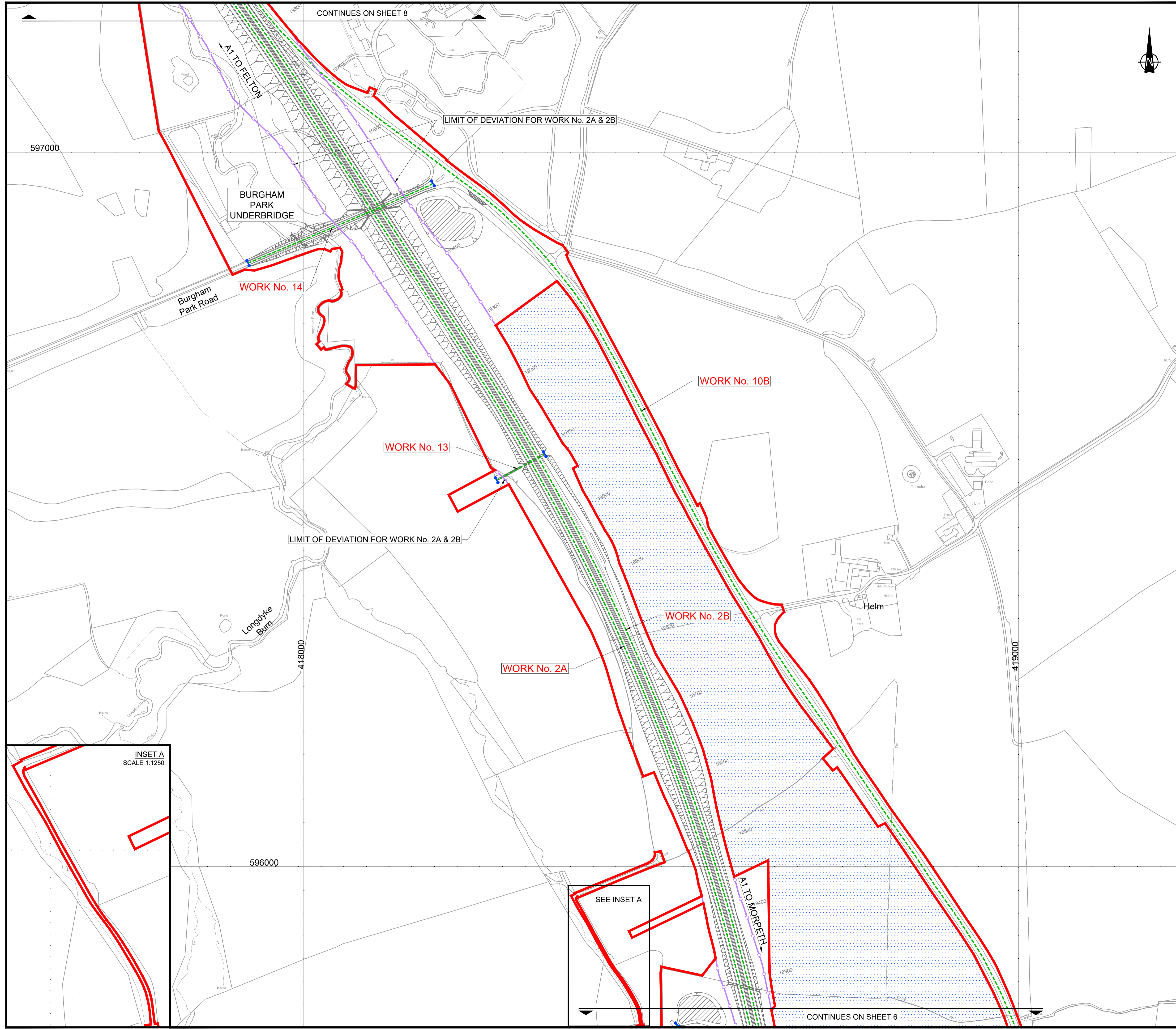


Project Title
A1 in Northumberland: Morpeth to Ellingham Part A

Drawing Title
**WORKS PLANS
REGULATION 5(2)(j)
SHEET 06 OF 19**

Scale	1:2500	Drawn	RP	Eng. Check	MM	Approved	TK	Authorised	DM
Original Size	A1	Date	07/05/20	Date	07/05/20	Date	07/05/20	Date	07/05/20

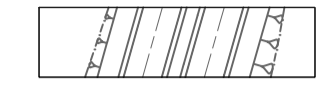








Drawing Number	Revision
HE551459-WSP-HGN-M2F-DR-CH-1373	0
PW Stage Code	0

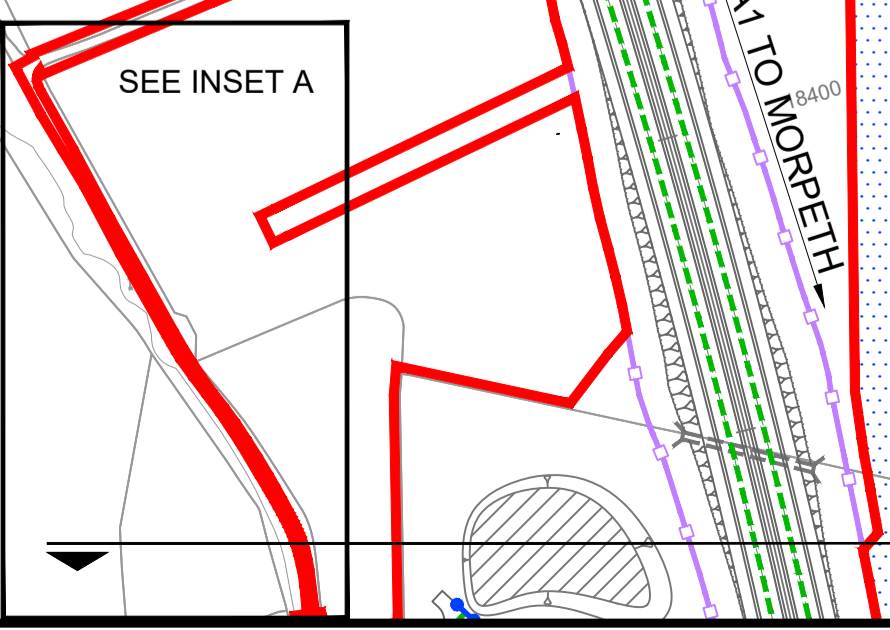
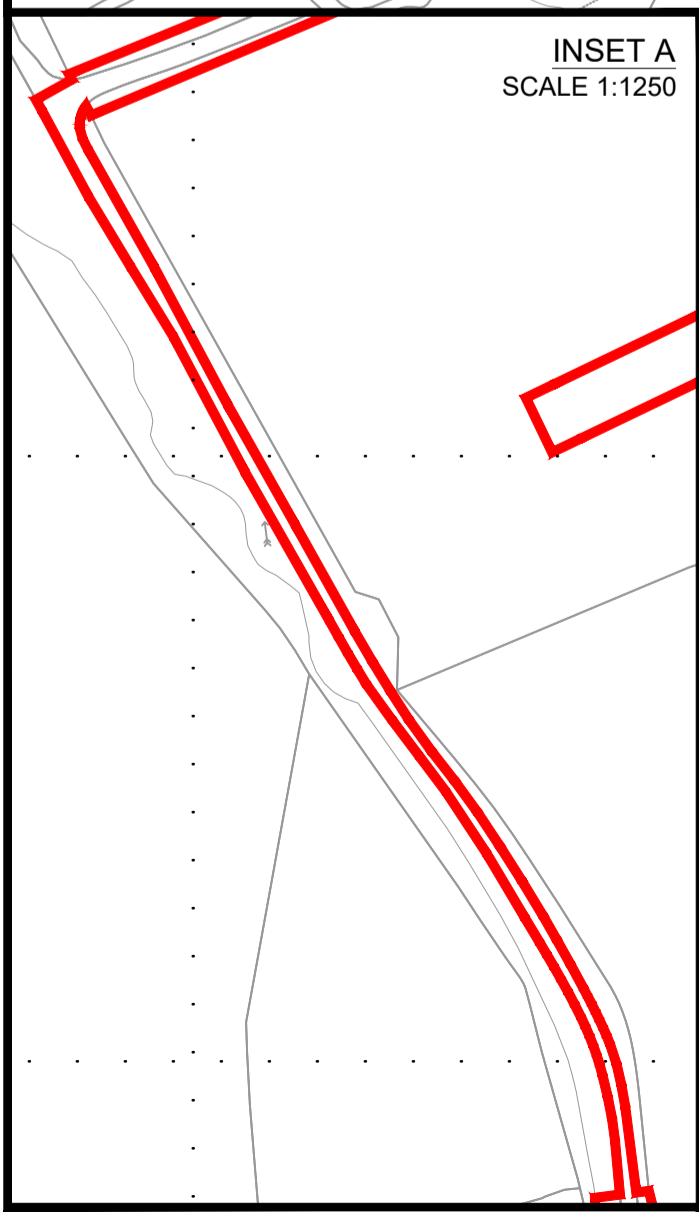
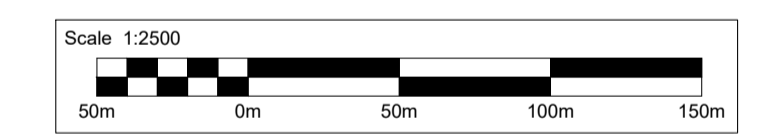



NOTES:

1. All dimensions and chainages are in metres unless stated otherwise.
2. Works are described in Schedule 1 (Authorised Development) of the Development Consent Order (Application Document Reference: TR010041/APP/3.1).
3. The proposed works shown are illustrative only and will be subject to change as part of the detailed design development. Any changes will be limited to being within the Order Limits and any other constraints included in the Development Consent Order.

KEY:

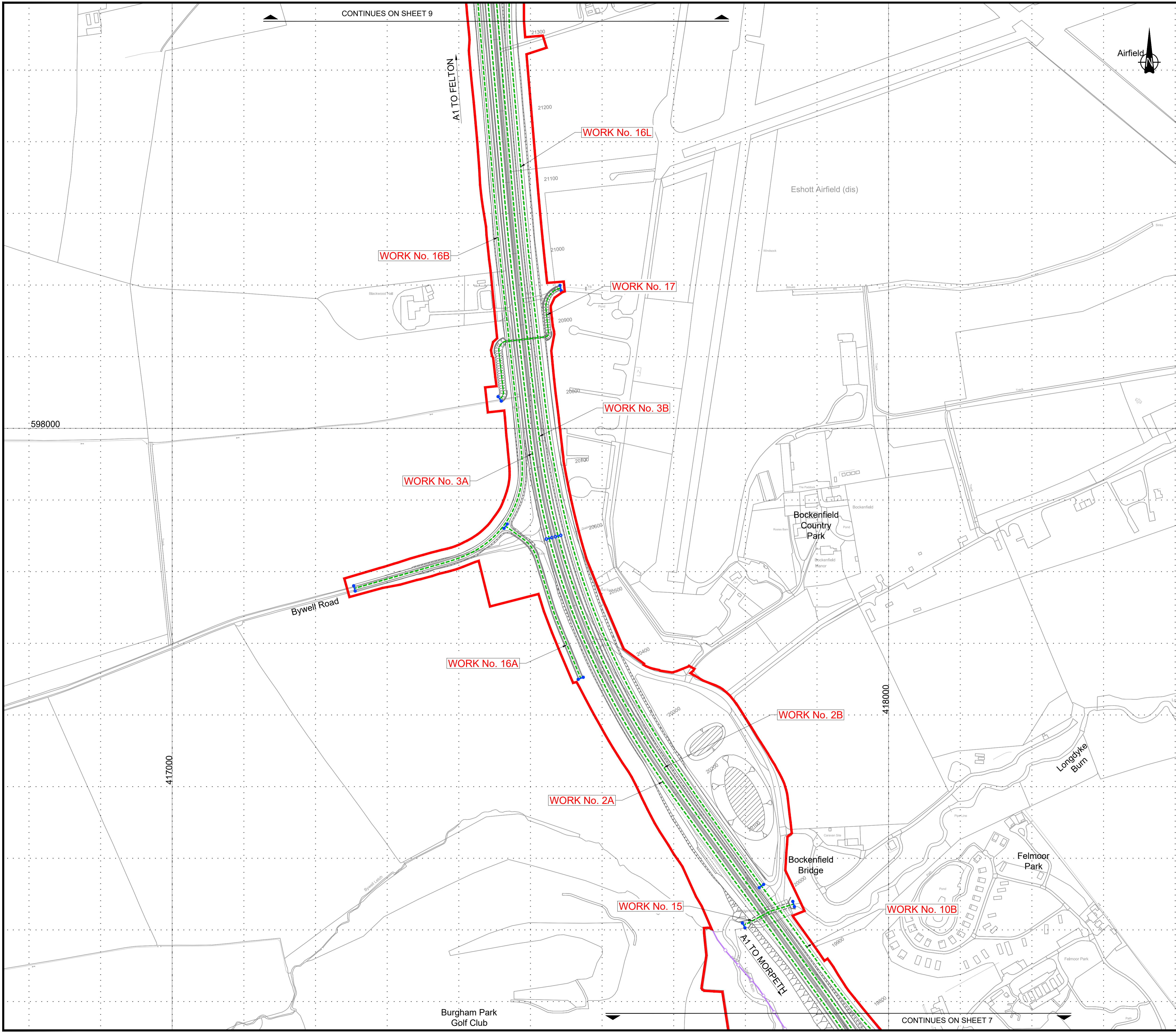
-  PROPOSED DESIGN (SHOWN FOR ILLUSTRATIVE PURPOSES ONLY)
-  ORDER LIMITS
-  WORK CENTRELINE (APPROX.)
-  LIMIT OF DEVIATION (APPLIES TO ALL WORK NUMBERS UNLESS STATED OTHERWISE)
- 
-  NON LINEAR WORKS
-  AREAS NOT INCLUDED WITHIN ORDER LIMITS
-  TRANSITION BETWEEN WORKS (APPROX.)
-  COMMENCEMENT/TERMINATION OF WORK (APPROX.)



0	07/05/20	DCO SUBMISSION	RP	MM	TK	DM
Rev.	Date	Description	By	Eng' Chk	Disc' Chk	App'd
Subsidiary						Status
DCO SUBMISSION						A3
PINS Reference Number						
TR010041/APP/2.3						
Client						
						
Project Title						
A1 in Northumberland: Morpeth to Ellingham Part A						
Drawing Title						
WORKS PLANS REGULATION 5(2)(j) SHEET 07 OF 19						
Scale	1:2500	Drawn	RP	Eng. Check	MM	Approved
Original Size	A1	Date	07/05/20	Date	07/05/20	Date
Drawing Number	HE551459-WSP-HGN-M2F-DR-CH-1374					Revision
						0
						PW Stage Code
						0

CONTINUES ON SHEET 8

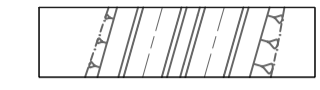








CONTINUES ON SHEET 6

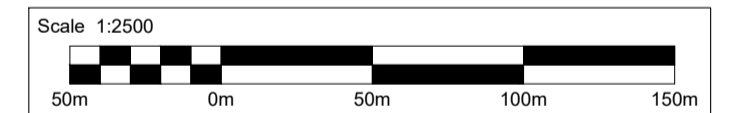


NOTES:

1. All dimensions and chainages are in metres unless stated otherwise.
2. Works are described in Schedule 1 (Authorised Development) of the Development Consent Order (Application Document Reference: TR010041/APP/3.1).
3. The proposed works shown are illustrative only and will be subject to change as part of the detailed design development. Any changes will be limited to being within the Order Limits and any other constraints included in the Development Consent Order.

KEY:

-  PROPOSED DESIGN (SHOWN FOR ILLUSTRATIVE PURPOSES ONLY)
-  ORDER LIMITS
-  WORK CENTRELINE (APPROX.)
-  LIMIT OF DEVIATION (APPLIES TO ALL WORK NUMBERS UNLESS STATED OTHERWISE)
-  LIMIT OF DEVIATION (APPLIES TO ALL WORK NUMBERS UNLESS STATED OTHERWISE)
-  NON LINEAR WORKS
-  AREAS NOT INCLUDED WITHIN ORDER LIMITS
-  TRANSITION BETWEEN WORKS (APPROX.)
-  COMMENCEMENT/TERMINATION OF WORK (APPROX.)



0	07/05/20	DCO SUBMISSION	RP	MM	TK	DM
Rev.	Date	Description	By	Eng' Chk	Disc' Chk	App'd
Submittal						Status
DCO SUBMISSION						A3

PINS Reference Number
TR010041/APP/2.3

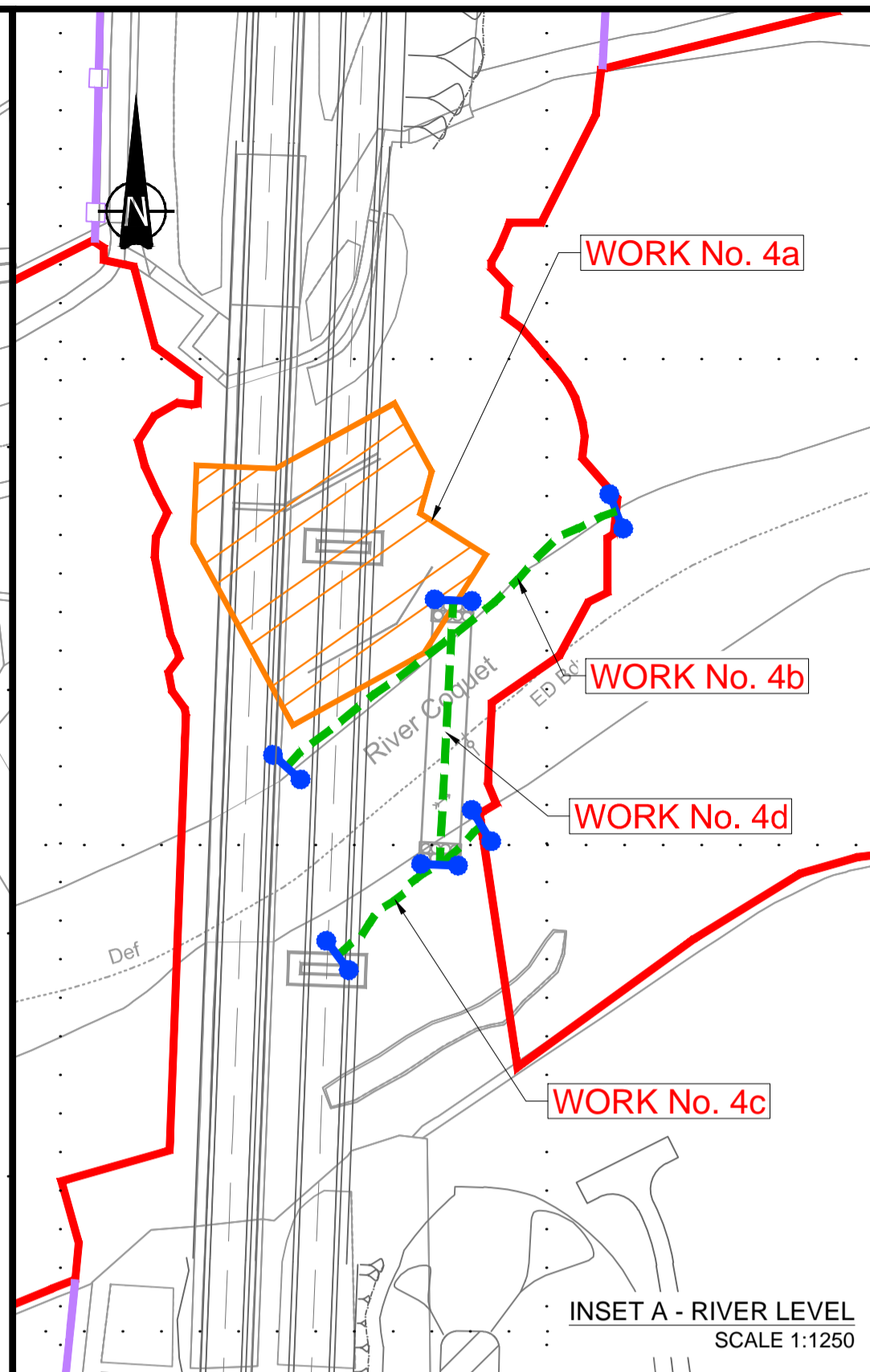
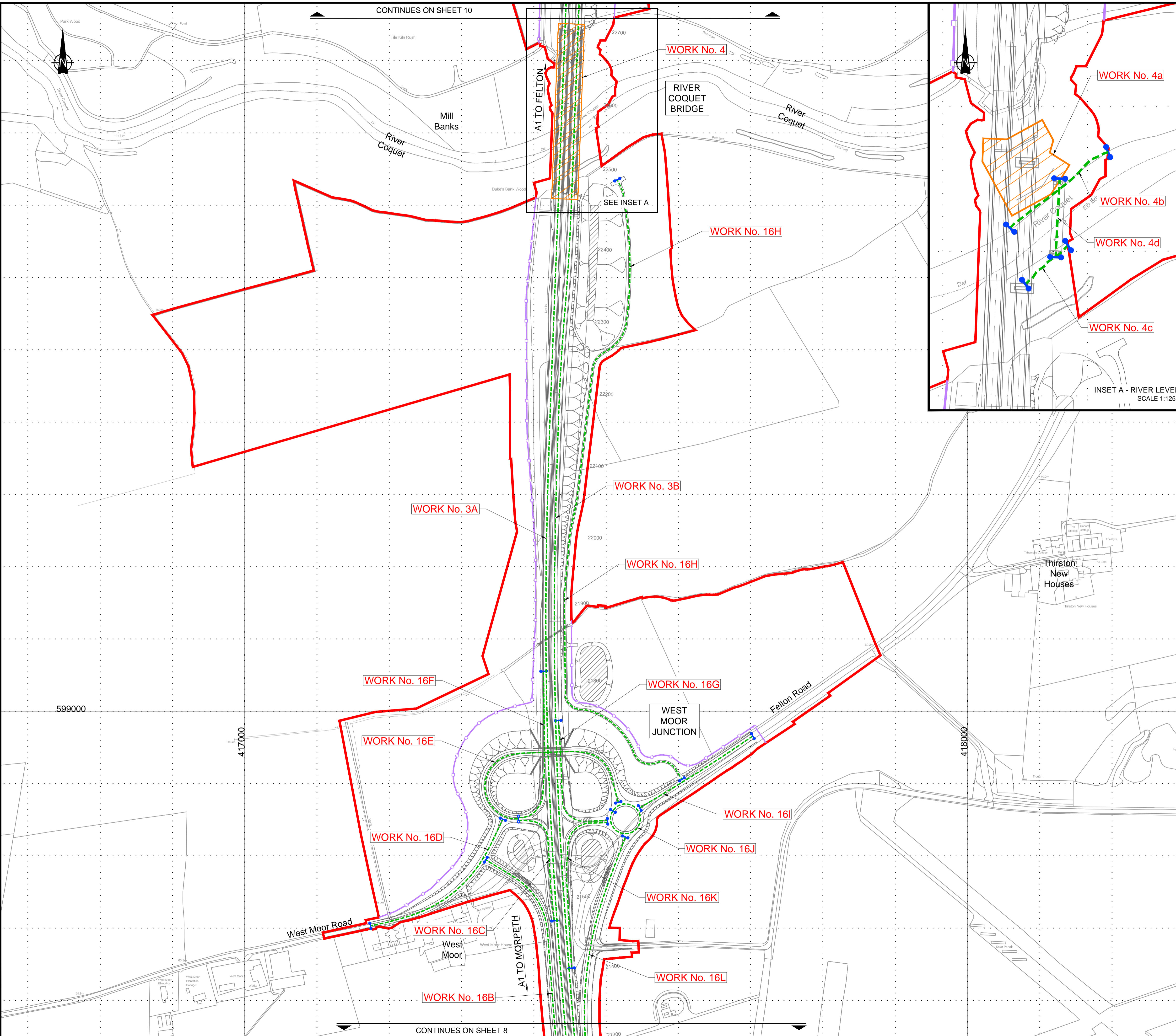


Project Title
A1 in Northumberland: Morpeth to Ellingham Part A

Drawing Title
**WORKS PLANS
REGULATION 5(2)(j)
SHEET 08 OF 19**

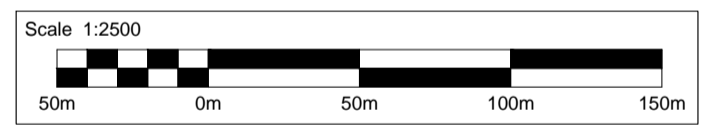
Scale	1:2500	Drawn	RP	Eng. Check	MM	Approved	TK	Authorised	DM
Original Size	A1	Date	07/05/20	Date	07/05/20	Date	07/05/20	Date	07/05/20

Drawing Number	HE551459-WSP-HGN-M2F-DR-CH-1375	Revision	0
PW Stage Code			0



- NOTES:**
- All dimensions and chainages are in metres unless stated otherwise.
 - Works are described in Schedule 1 (Authorised Development) of the Development Consent Order (Application Document Reference: TR010041/APP/3.1).
 - The proposed works shown are illustrative only and will be subject to change as part of the detailed design development. Any changes will be limited to being within the Order Limits and any other constraints included in the Development Consent Order.

- KEY:**
- PROPOSED DESIGN (SHOWN FOR ILLUSTRATIVE PURPOSES ONLY)
 - ORDER LIMITS
 - WORK CENTRELINE (APPROX.)
 - LIMIT OF DEVIATION (APPLIES TO ALL WORK NUMBERS UNLESS STATED OTHERWISE)
 - NON LINEAR WORKS
 - AREAS NOT INCLUDED WITHIN ORDER LIMITS
 - TRANSITION BETWEEN WORKS (APPROX.)
 - COMMENCEMENT/TERMINATION OF WORK (APPROX.)



Rev.	Date	Description	By	Eng' Chk	Disc' Chk	App'd	
1	12/03/21	EXAMINATION DEADLINE 04 UPDATE		DD	MM	TK	DM
0	07/05/20	DCO SUBMISSION		RP	MM	TK	DM

Sustainability	DCO SUBMISSION	Status	A3
----------------	----------------	--------	----

PINS Reference Number: TR010041/APP/2.3

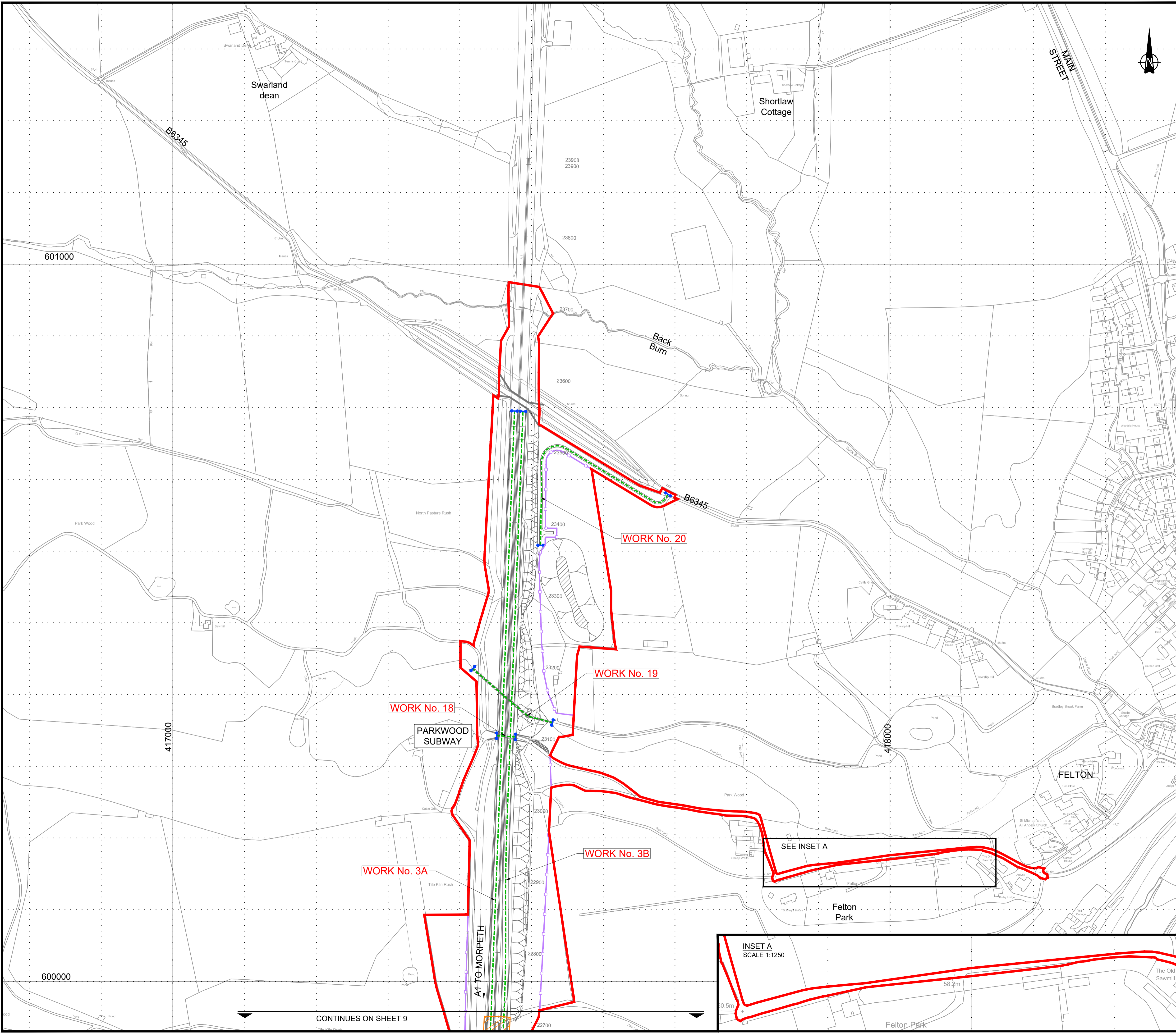


Project Title: A1 in Northumberland: Morpeth to Ellingham Part A

Drawing Title: WORKS PLANS REGULATION 5(2)(j) SHEET 09 OF 19

Scale	Drawn	Eng. Check	Approved	Authorised
1:2500	DD	MM	TK	DM
Original Size	Date	Date	Date	Date
A1	12/03/21	12/03/21	12/03/21	12/03/21

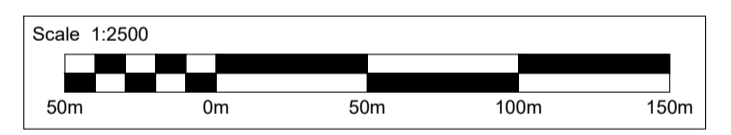
Drawing Number: HE551459-WSP-HGN-M2F-DR-CH-1376	Revision: 1
	PW Stage Code: 0



- NOTES:**
- All dimensions and chainages are in metres unless stated otherwise.
 - Works are described in Schedule 1 (Authorised Development) of the Development Consent Order (Application Document Reference: TR010041/APP/3.1).
 - The proposed works shown are illustrative only and will be subject to change as part of the detailed design development. Any changes will be limited to being within the Order Limits and any other constraints included in the Development Consent Order.

KEY:

- PROPOSED DESIGN (SHOWN FOR ILLUSTRATIVE PURPOSES ONLY)
- ORDER LIMITS
- WORK CENTRELINE (APPROX.)
- LIMIT OF DEVIATION (APPLIES TO ALL WORK NUMBERS UNLESS STATED OTHERWISE)
-
- NON LINEAR WORKS
- AREAS NOT INCLUDED WITHIN ORDER LIMITS
- TRANSITION BETWEEN WORKS (APPROX.)
- COMMENCEMENT/TERMINATION OF WORK (APPROX.)



Rev.	Date	Description	By	Eng' Chk	Disc' Chk	App'd	Status
0	07/05/20	DCO SUBMISSION		RP	MM	TK	DM

Suitability: DCO SUBMISSION Status: A3

PINS Reference Number: TR010041/APP/2.3

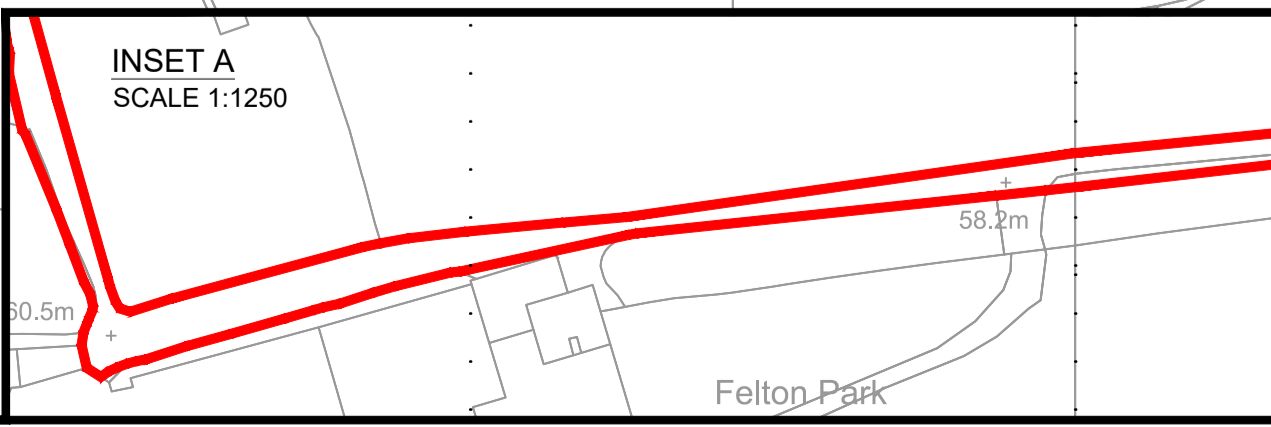


Project Title: A1 in Northumberland: Morpeth to Ellingham Part A

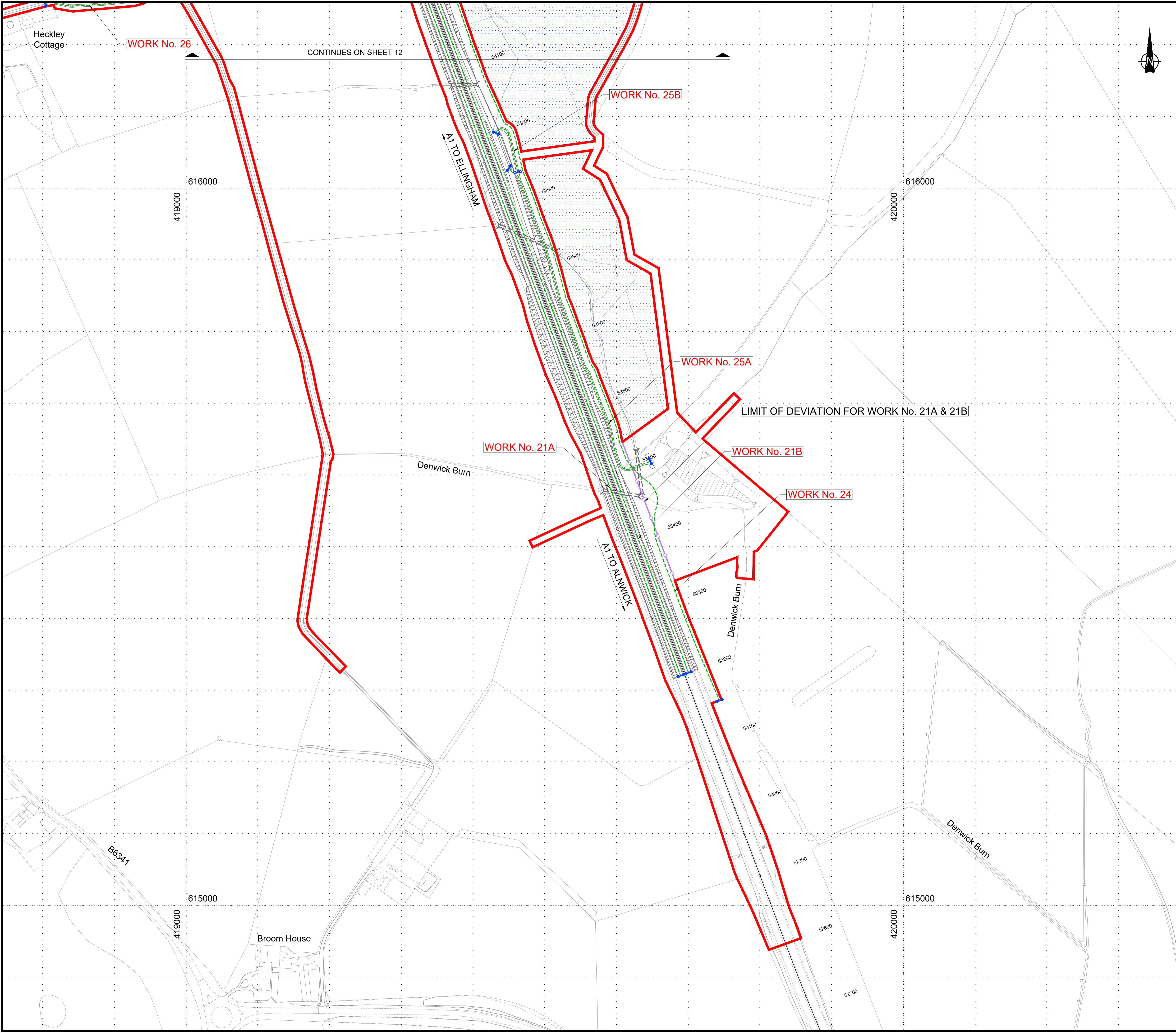
Drawing Title: WORKS PLANS REGULATION 5(2)(j) SHEET 10 OF 19

Scale	Drawn	Eng. Check	Approved	Authorised
1:2500	RP	MM	TK	DM
Original Size	Date	Date	Date	Date
A1	07/05/20	07/05/20	07/05/20	07/05/20

Drawing Number: HE551459-WSP-HGN-M2F-DR-CH-1377	Revision: 0
	PW Stage Code: 0



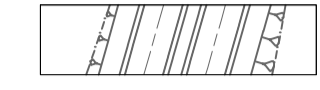








CONTINUES ON SHEET 9

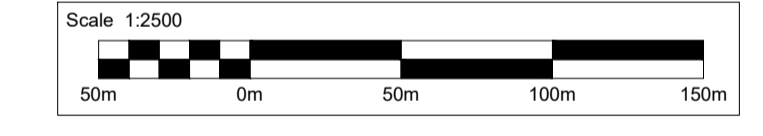


NOTES:

1. All dimensions and chainages are in metres unless stated otherwise.
2. Works are described in Schedule 1 (Authorised Development) of the Development Consent Order (Application Document Reference: TR010041/APP/3.1).
3. The proposed works shown are illustrative only and will be subject to change as part of the detailed design development. Any changes will be limited to being within the Order Limits and any other constraints included in the Development Consent Order.

KEY:

-  PROPOSED DESIGN (SHOWN FOR ILLUSTRATIVE PURPOSES ONLY)
-  ORDER LIMITS
-  WORK CENTRELINE (APPROX.)
-  LIMIT OF DEVIATION (APPLIES TO ALL WORK NUMBERS UNLESS STATED OTHERWISE)
-  LIMIT OF DEVIATION (APPLIES TO ALL WORK NUMBERS UNLESS STATED OTHERWISE)
-  NON LINEAR WORKS
-  AREAS NOT INCLUDED WITHIN ORDER LIMITS
-  TRANSITION BETWEEN WORKS (APPROX.)
-  COMMENCEMENT/TERMINATION OF WORK (APPROX.)



0	07/05/20	DCO SUBMISSION	RP	TO	TK	DM
Rev.	Date	Description	By	Eng' Chk	Disc' Chk	App'd
Subsidiary						Status
DCO SUBMISSION						A3

PINS Reference Number: TR010041/APP/2.3

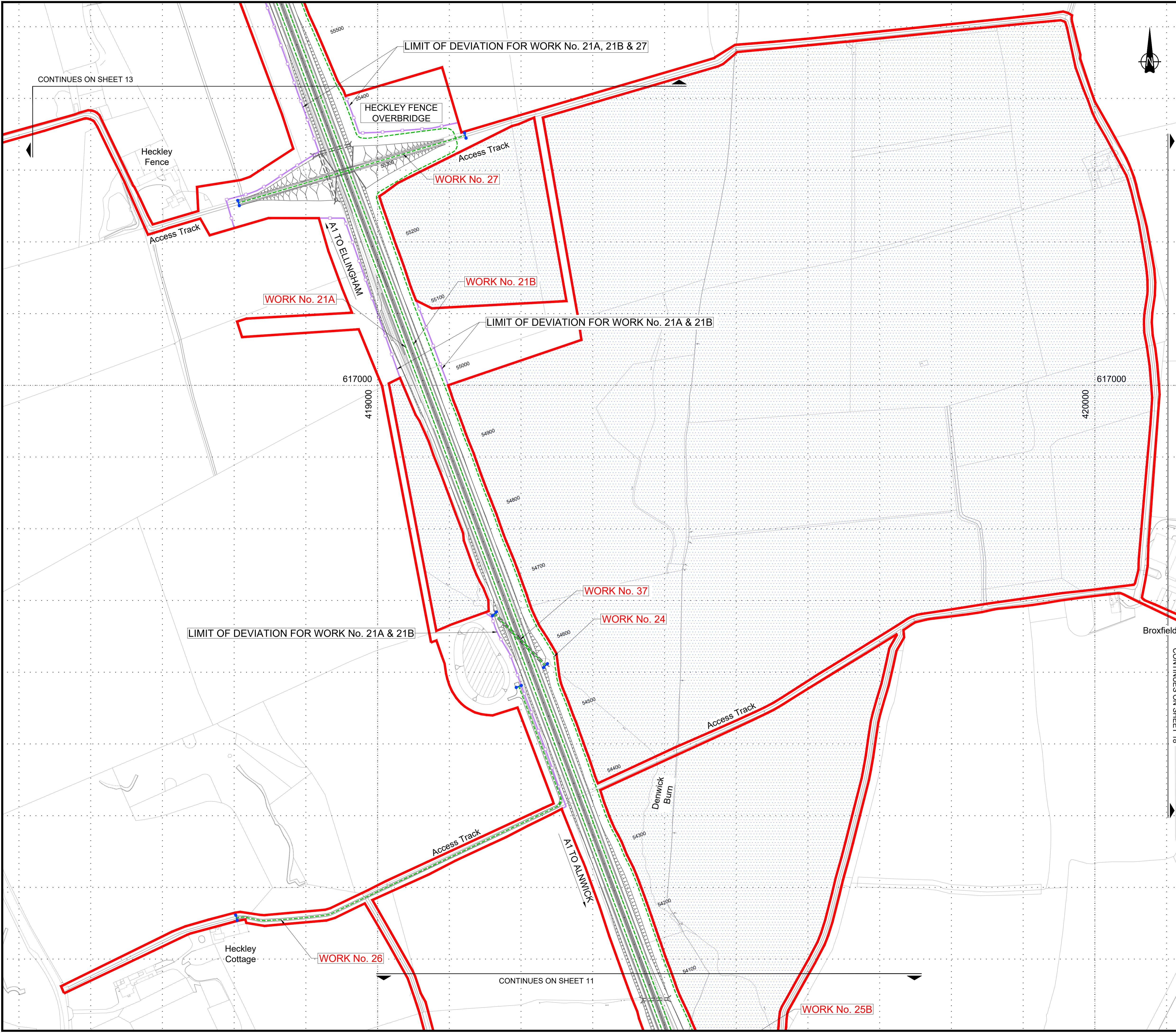


Project Title: A1 in Northumberland: Morpeth to Elingham Part B

Drawing Title: WORKS PLANS REGULATION 5(2)(j) SHEET 11 OF 19

Scale	1:2500	Drawn	RP	Eng. Check	TO	Approved	TK	Authorised	DM
Original Size	A1	Date	07/05/20	Date	07/05/20	Date	07/05/20	Date	07/05/20

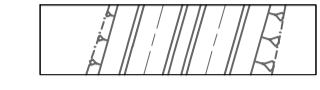








Drawing Number	HE551459-WSP-GEN-A2E-DR-CH-02301	Revision	0
PW Stage Code		Revision	0

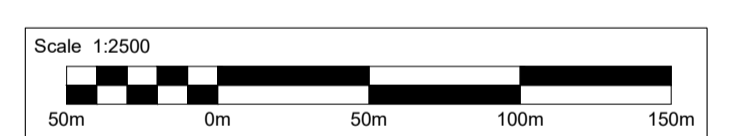


NOTES:

- All dimensions and chainages are in metres unless stated otherwise.
- Works are described in Schedule 1 (Authorised Development) of the Development Consent Order (Application Document Reference: TR010041/APP/3.1).
- The proposed works shown are illustrative only and will be subject to change as part of the detailed design development. Any changes will be limited to being within the Order Limits and any other constraints included in the Development Consent Order.

KEY:

-  PROPOSED DESIGN (SHOWN FOR ILLUSTRATIVE PURPOSES ONLY)
-  ORDER LIMITS
-  WORK CENTRELINE (APPROX.)
-  LIMIT OF DEVIATION (APPLIES TO ALL WORK NUMBERS UNLESS STATED OTHERWISE)
-  LIMIT OF DEVIATION (APPLIES TO ALL WORK NUMBERS UNLESS STATED OTHERWISE)
-  NON LINEAR WORKS
-  AREAS NOT INCLUDED WITHIN ORDER LIMITS
-  TRANSITION BETWEEN WORKS (APPROX.)
-  COMMENCEMENT/TERMINATION OF WORK (APPROX.)



0	07/05/20	DCO SUBMISSION	RP	TO	TK	DM
Rev.	Date	Description	By	Eng' Chk	Disc' Chk	App'd
Substantivity						Status
DCO SUBMISSION						A3

PINS Reference Number: TR010041/APP/2.3



Project Title: A1 in Northumberland: Morpeth to Ellingham Part B

Drawing Title: WORKS PLANS REGULATION 5(2)(j) SHEET 12 OF 19

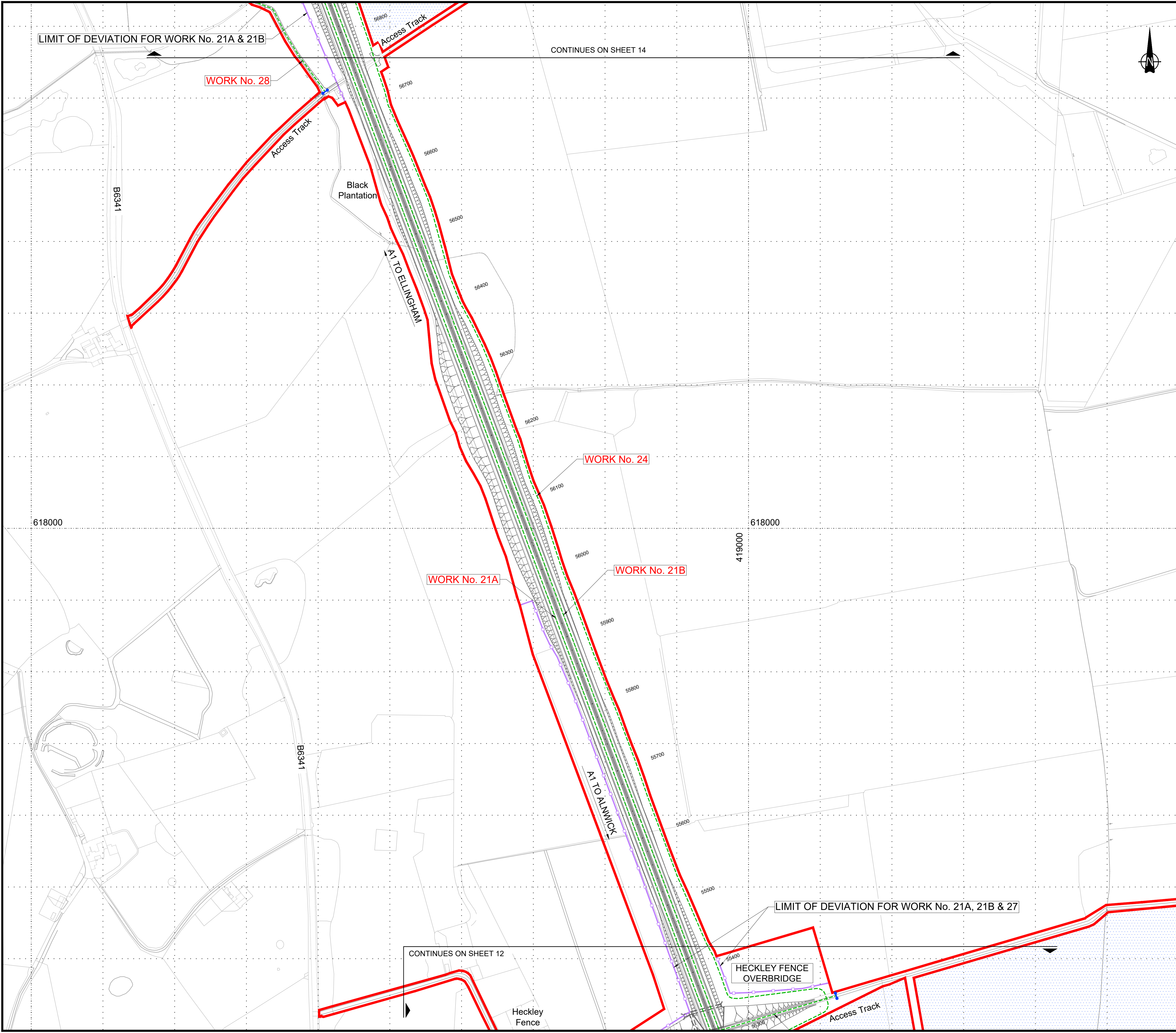
Scale	1:2500	Drawn	RP	Eng. Check	TO	Approved	TK	Authorised	DM
Original Size	A1	Date	07/05/20	Date	07/05/20	Date	07/05/20	Date	07/05/20

Drawing Number	HE51459-WSP-GEN-A2E-DR-CH-02302	Revision	0
PW Stage Code			0

CONTINUES ON SHEET 13

CONTINUES ON SHEET 11

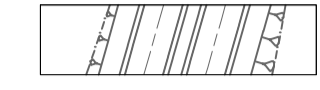








CONTINUES ON SHEET 18

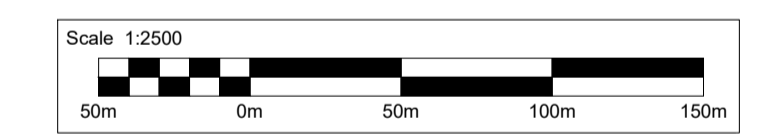


NOTES:

1. All dimensions and chainages are in metres unless stated otherwise.
2. Works are described in Schedule 1 (Authorised Development) of the Development Consent Order (Application Document Reference: TR010041/APP/3.1).
3. The proposed works shown are illustrative only and will be subject to change as part of the detailed design development. Any changes will be limited to being within the Order Limits and any other constraints included in the Development Consent Order.

KEY:

-  PROPOSED DESIGN (SHOWN FOR ILLUSTRATIVE PURPOSES ONLY)
-  ORDER LIMITS
-  WORK CENTRELINE (APPROX.)
-  LIMIT OF DEVIATION (APPLIES TO ALL WORK NUMBERS UNLESS STATED OTHERWISE)
-  LIMIT OF DEVIATION (APPLIES TO ALL WORK NUMBERS UNLESS STATED OTHERWISE)
-  NON LINEAR WORKS
-  AREAS NOT INCLUDED WITHIN ORDER LIMITS
-  TRANSITION BETWEEN WORKS (APPROX.)
-  COMMENCEMENT/TERMINATION OF WORK (APPROX.)



0	07/05/20	DCO SUBMISSION	RP	TO	TK	DM
Rev.	Date	Description	By	Eng' Chk	Disc' Chk	App'd
Subsidiary						Status
DCO SUBMISSION						A3

PINS Reference Number **TR010041/APP/2.3**



Project Title **A1 in Northumberland: Morpeth to Ellingham Part B**

Drawing Title **WORKS PLANS REGULATION 5(2)(j) SHEET 13 OF 19**

Scale	1:2500	Drawn	RP	Eng. Check	TO	Approved	TK	Authorised	DM
Original Size	A1	Date	07/05/20	Date	07/05/20	Date	07/05/20	Date	07/05/20

Drawing Number	HE551459-WSP-GEN-A2E-DR-CH-02303	Revision	0
PW Stage Code			0

LIMIT OF DEVIATION FOR WORK No. 21A & 21B

CONTINUES ON SHEET 14

WORK No. 28

Black Plantation

A1 TO ELLINGHAM

WORK No. 24

WORK No. 21A

WORK No. 21B

A1 TO ALWICK

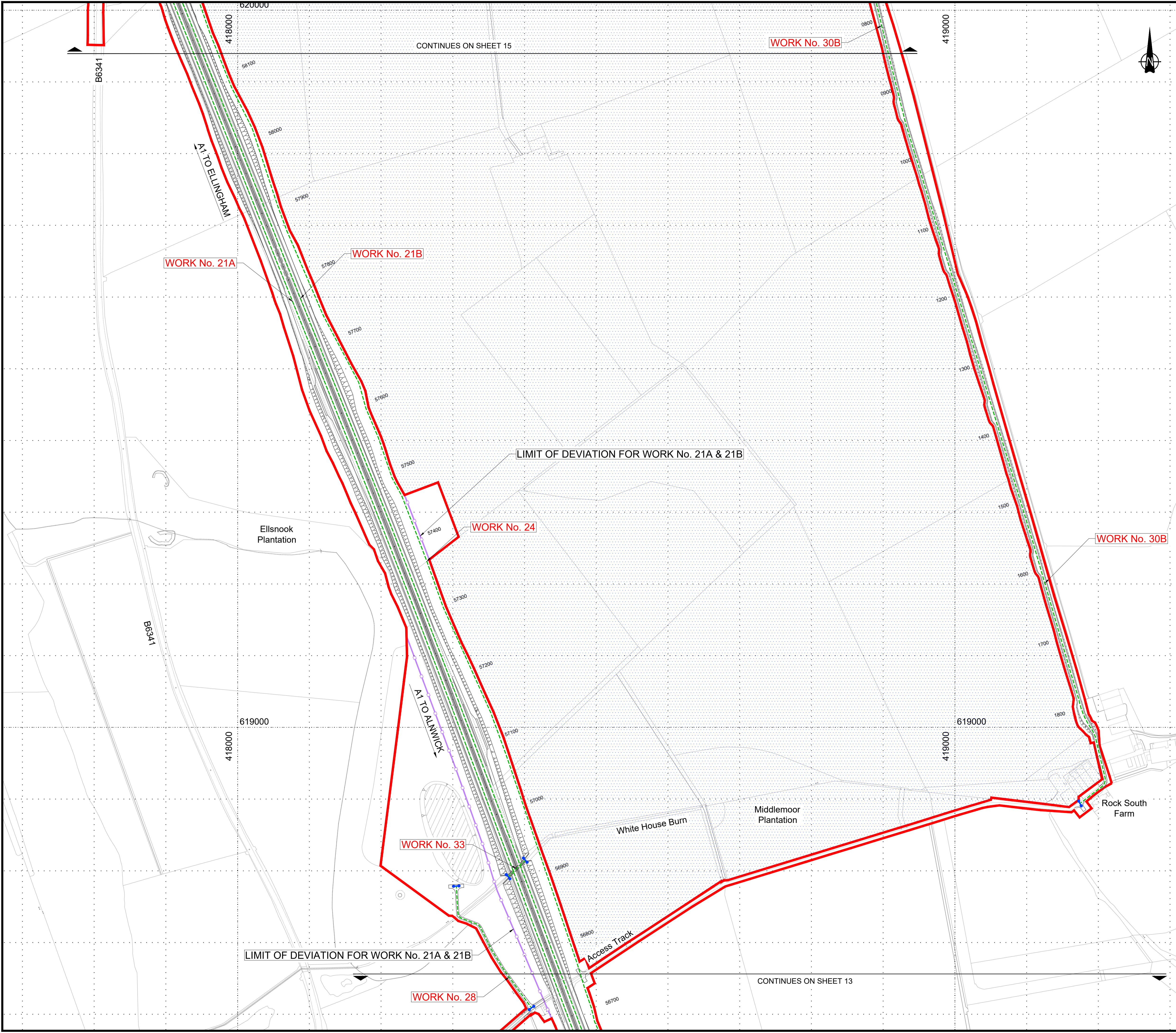
LIMIT OF DEVIATION FOR WORK No. 21A, 21B & 27

CONTINUES ON SHEET 12

HECKLEY FENCE OVERBRIDGE

HECKLEY FENCE

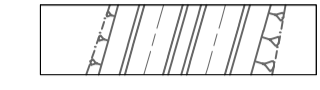








Access Track

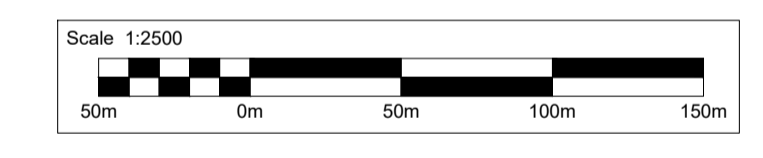


NOTES:

1. All dimensions and chainages are in metres unless stated otherwise.
2. Works are described in Schedule 1 (Authorised Development) of the Development Consent Order (Application Document Reference: TR010041/APP/3.1).
3. The proposed works shown are illustrative only and will be subject to change as part of the detailed design development. Any changes will be limited to being within the Order Limits and any other constraints included in the Development Consent Order.

KEY:

-  PROPOSED DESIGN (SHOWN FOR ILLUSTRATIVE PURPOSES ONLY)
-  ORDER LIMITS
-  WORK CENTRELINE (APPROX.)
-  LIMIT OF DEVIATION (APPLIES TO ALL WORK NUMBERS UNLESS STATED OTHERWISE)
-  LIMIT OF DEVIATION (APPLIES TO ALL WORK NUMBERS UNLESS STATED OTHERWISE)
-  NON LINEAR WORKS
-  AREAS NOT INCLUDED WITHIN ORDER LIMITS
-  TRANSITION BETWEEN WORKS (APPROX.)
-  COMMENCEMENT/TERMINATION OF WORK (APPROX.)



0	07/05/20	DCO SUBMISSION	RP	TO	TK	DM
Rev.	Date	Description	By	Eng' Chk	Disc' Chk	App'd
Subsidiary						Status
DCO SUBMISSION						A3

PINS Reference Number: TR010041/APP/2.3

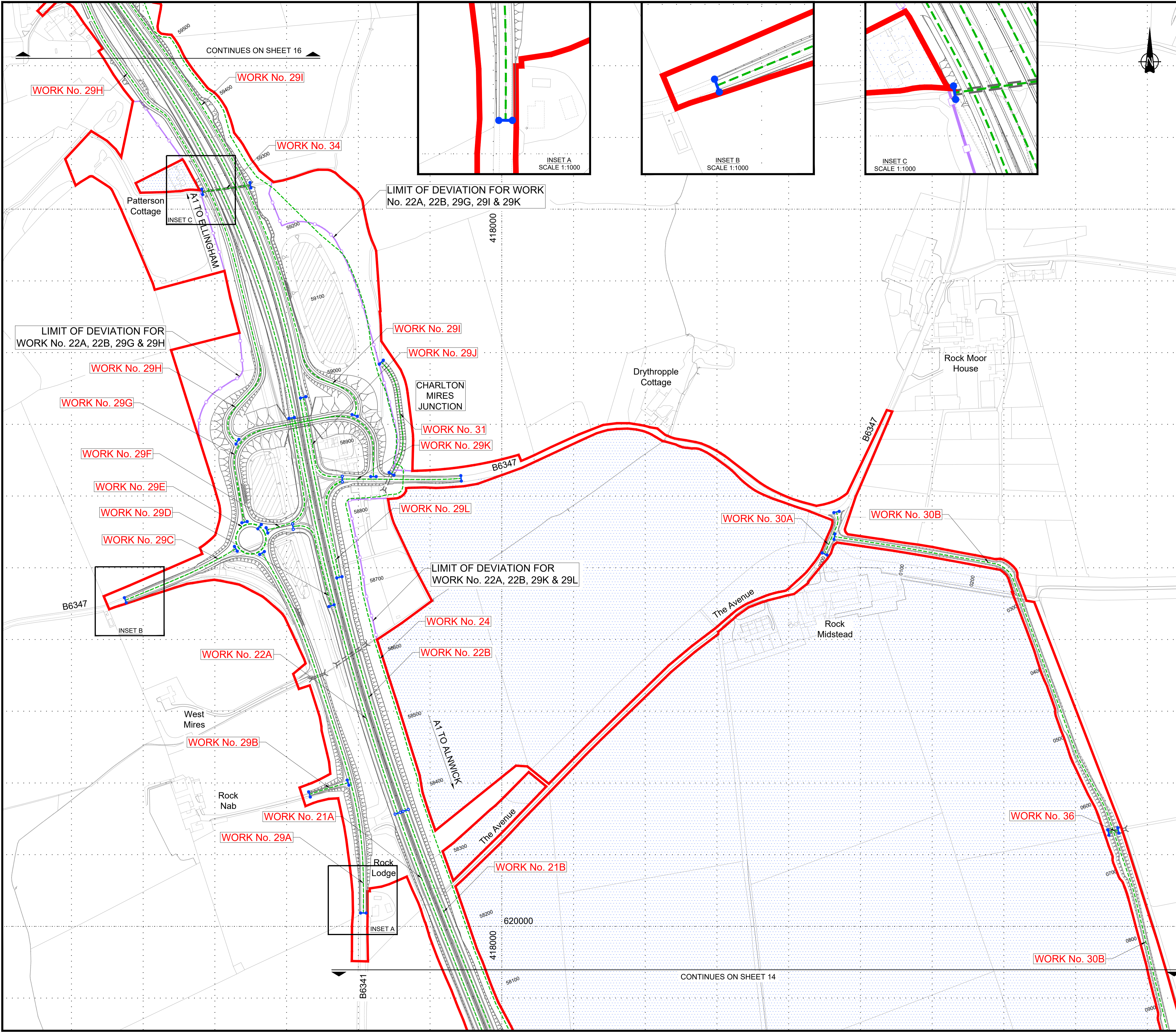


Project Title: A1 in Northumberland: Morpeth to Ellingham Part B

Drawing Title: WORKS PLANS REGULATION 5(2)(j) SHEET 14 OF 19

Scale	1:2500	Drawn	RP	Eng. Check	TO	Approved	TK	Authorised	DM
Original Size	A1	Date	07/05/20	Date	07/05/20	Date	07/05/20	Date	07/05/20









Drawing Number	HE551459-WSP-GEN-A2E-DR-CH-02304	Revision	0
PW Stage Code			0

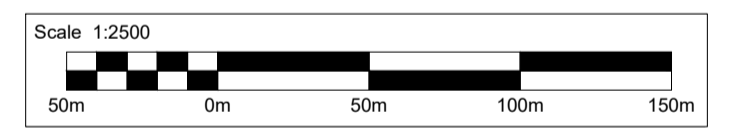


NOTES:

1. All dimensions and chainages are in metres unless stated otherwise.
2. Works are described in Schedule 1 (Authorised Development) of the Development Consent Order (Application Document Reference: TR010041/APP/3.1).
3. The proposed works shown are illustrative only and will be subject to change as part of the detailed design development. Any changes will be limited to being within the Order Limits and any other constraints included in the Development Consent Order.

KEY:

-  PROPOSED DESIGN (SHOWN FOR ILLUSTRATIVE PURPOSES ONLY)
-  ORDER LIMITS
-  WORK CENTRELINE (APPROX.)
-  LIMIT OF DEVIATION (APPLIES TO ALL WORK NUMBERS UNLESS STATED OTHERWISE)
-  NON LINEAR WORKS
-  AREAS NOT INCLUDED WITHIN ORDER LIMITS
-  TRANSITION BETWEEN WORKS (APPROX.)
-  COMMENCEMENT/TERMINATION OF WORK (APPROX.)



0	07/05/20	DCO SUBMISSION	RP	TO	TK	DM
Rev.	Date	Description	By	Eng' Chk	Disc' Chk	App'd
Subsidiary						Status
DCO SUBMISSION						A3

PINS Reference Number: TR010041/APP/2.3



Project Title: A1 in Northumberland: Morpeth to Ellingham Part B

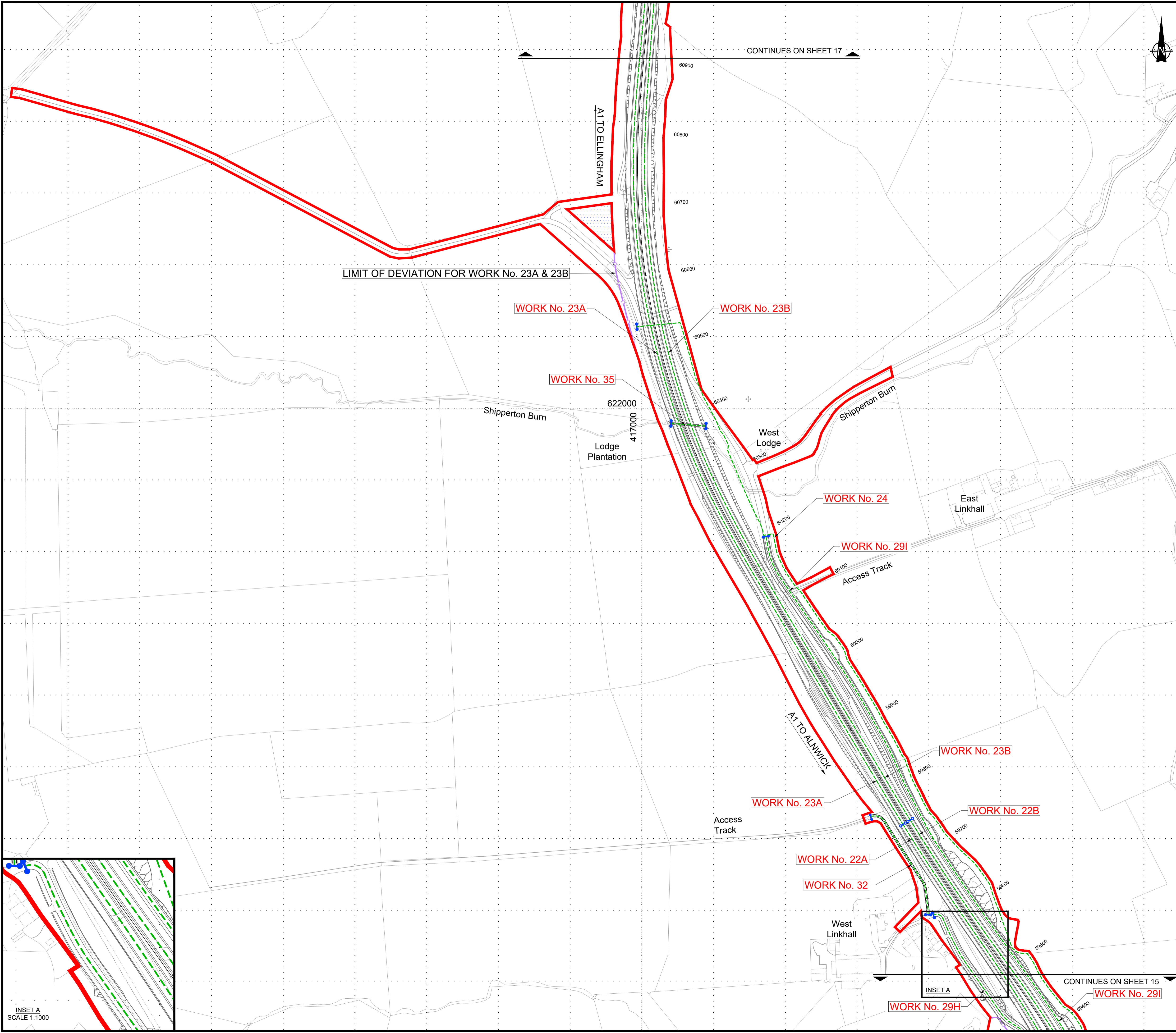
Drawing Title: WORKS PLANS REGULATION 5(2)(j) SHEET 15 OF 19

Scale	1:2500	Drawn	RP	Eng. Check	TO	Approved	TK	Authorised	DM
Original Size	A1	Date	07/05/20	Date	07/05/20	Date	07/05/20	Date	07/05/20

Drawing Number	HE551459-WSP-GEN-A2E-DR-CH-02305	Revision	0
PW Stage Code			0

CONTINUES ON SHEET 16

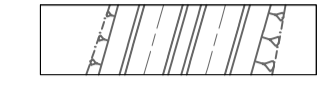








CONTINUES ON SHEET 14

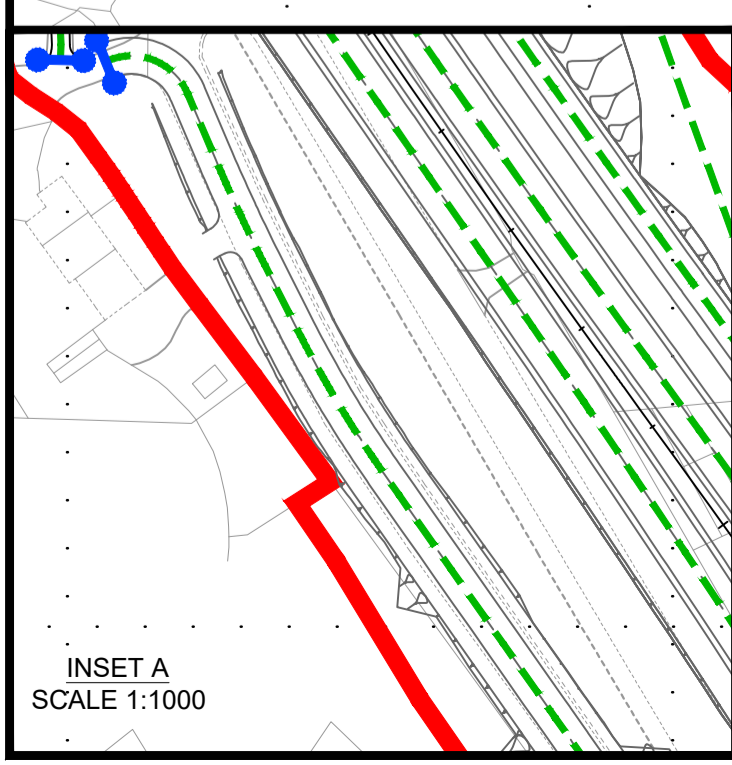
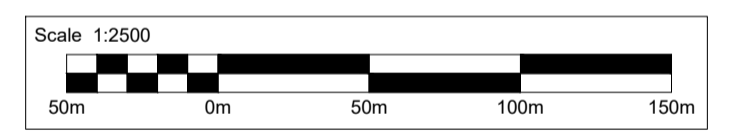


NOTES:

1. All dimensions and chainages are in metres unless stated otherwise.
2. Works are described in Schedule 1 (Authorised Development) of the Development Consent Order (Application Document Reference: TR010041/APP/3.1).
3. The proposed works shown are illustrative only and will be subject to change as part of the detailed design development. Any changes will be limited to being within the Order Limits and any other constraints included in the Development Consent Order.

KEY:

-  PROPOSED DESIGN (SHOWN FOR ILLUSTRATIVE PURPOSES ONLY)
-  ORDER LIMITS
-  WORK CENTRELINE (APPROX.)
-  LIMIT OF DEVIATION (APPLIES TO ALL WORK NUMBERS UNLESS STATED OTHERWISE)
- 
-  NON LINEAR WORKS
-  AREAS NOT INCLUDED WITHIN ORDER LIMITS
-  TRANSITION BETWEEN WORKS (APPROX.)
-  COMMENCEMENT/TERMINATION OF WORK (APPROX.)



0	07/05/20	DCO SUBMISSION	RP	TO	TK	DM
Rev.	Date	Description	By	Eng' Chk	Disc' Chk	App'd
Subsidiary						Status
DCO SUBMISSION						A3

PINS Reference Number: TR010041/APP/2.3



Project Title: A1 in Northumberland: Morpeth to Ellingham Part B

Drawing Title: WORKS PLANS REGULATION 5(2)(j) SHEET 16 OF 19

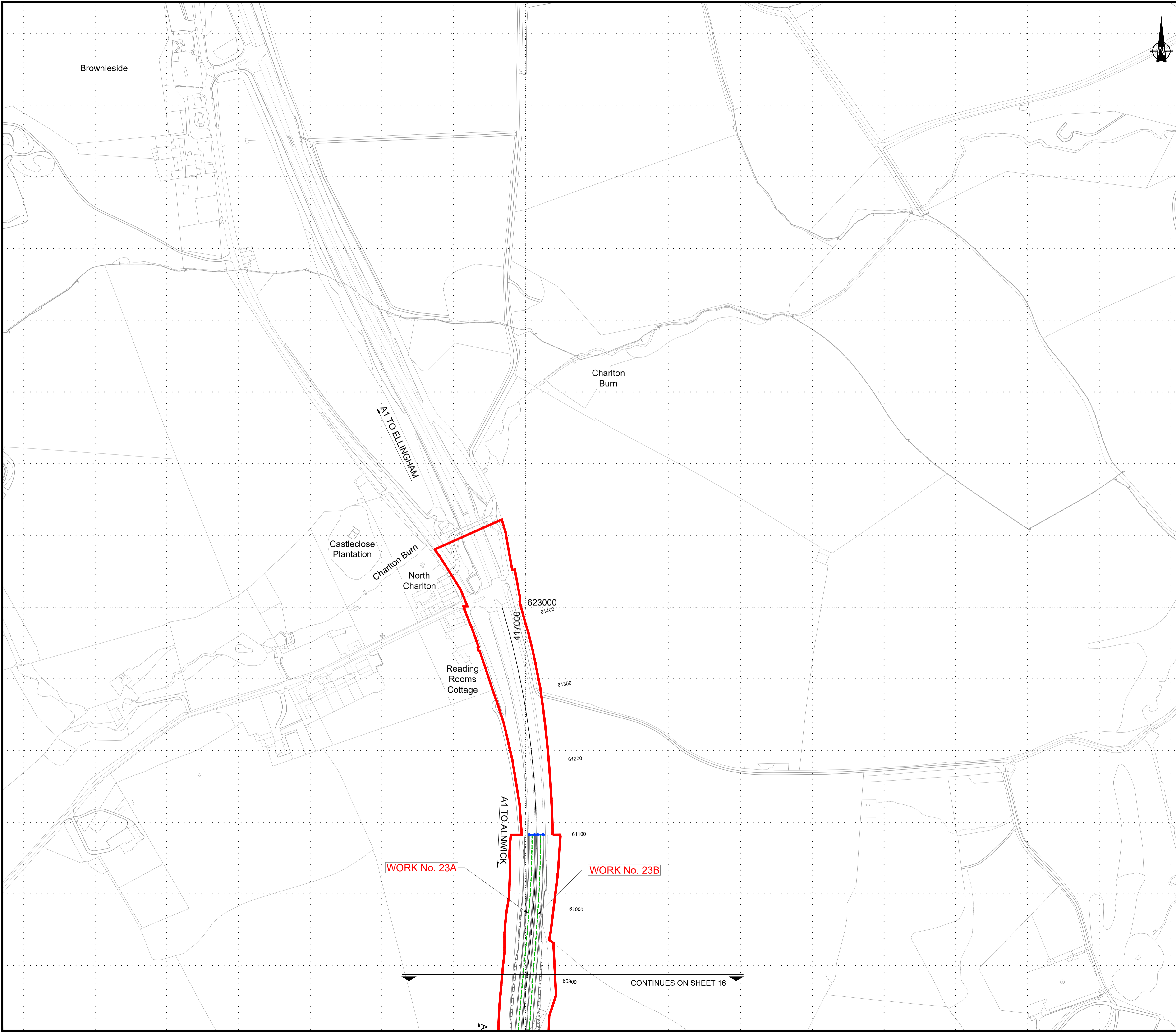
Scale	1:2500	Drawn	RP	Eng. Check	TO	Approved	TK	Authorised	DM
Original Size	A1	Date	07/05/20	Date	07/05/20	Date	07/05/20	Date	07/05/20

Drawing Number	HE551459-WSP-GEN-A2E-DR-CH-02306	Revision	0
PW Stage Code			0

CONTINUES ON SHEET 17

CONTINUES ON SHEET 15

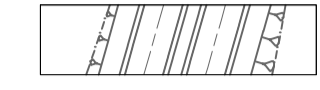








INSET A

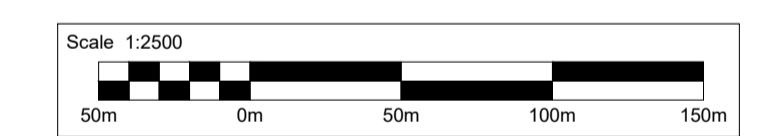


NOTES:

1. All dimensions and chainages are in metres unless stated otherwise.
2. Works are described in Schedule 1 (Authorised Development) of the Development Consent Order (Application Document Reference: TR010041/APP/3.1).
3. The proposed works shown are illustrative only and will be subject to change as part of the detailed design development. Any changes will be limited to being within the Order Limits and any other constraints included in the Development Consent Order.

KEY:

-  PROPOSED DESIGN (SHOWN FOR ILLUSTRATIVE PURPOSES ONLY)
-  ORDER LIMITS
-  WORK CENTRELINE (APPROX.)
-  LIMIT OF DEVIATION (APPLIES TO ALL WORK NUMBERS UNLESS STATED OTHERWISE)
- 
-  NON LINEAR WORKS
-  AREAS NOT INCLUDED WITHIN ORDER LIMITS
-  TRANSITION BETWEEN WORKS (APPROX.)
-  COMMENCEMENT/TERMINATION OF WORK (APPROX.)



Rev.	Date	Description	By	Eng' Chk	Disc' Chk	App'd
0	07/05/20	DCO SUBMISSION		RP	TO	TK
Subsidiary						Status
DCO SUBMISSION						A3

PIINS Reference Number **TR010041/APP/2.3**



Project Title **A1 in Northumberland: Morpeth to Ellingham Part B**

Drawing Title **WORKS PLANS REGULATION 5(2)(j) SHEET 17 OF 19**

Scale	1:2500	Drawn	RP	Eng. Check	TO	Approved	TK	Authorised	DM
Original Size	A1	Date	07/05/20	Date	07/05/20	Date	07/05/20	Date	07/05/20

Drawing Number	HE551459-WSP-GEN-A2E-DR-CH-02307	Revision	0
PW Stage Code			0

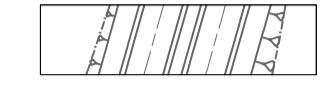








CONTINUES ON SHEET 16

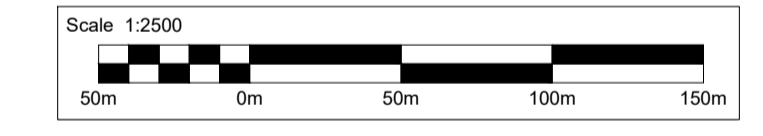


NOTES:

1. All dimensions and chainages are in metres unless stated otherwise.
2. Works are described in Schedule 1 (Authorised Development) of the Development Consent Order (Application Document Reference: TR010041/APP/3.1).
3. The proposed works shown are illustrative only and will be subject to change as part of the detailed design development. Any changes will be limited to being within the Order Limits and any other constraints included in the Development Consent Order.

KEY:

-  PROPOSED DESIGN (SHOWN FOR ILLUSTRATIVE PURPOSES ONLY)
-  ORDER LIMITS
-  WORK CENTRELINE (APPROX.)
-  LIMIT OF DEVIATION (APPLIES TO ALL WORK NUMBERS UNLESS STATED OTHERWISE)
- 
-  NON LINEAR WORKS
-  AREAS NOT INCLUDED WITHIN ORDER LIMITS
-  TRANSITION BETWEEN WORKS (APPROX.)
-  COMMENCEMENT/TERMINATION OF WORK (APPROX.)



CONTINUES ON SHEET 12

Electricity Sub Station

B1430

0	07/05/20	DCO SUBMISSION	RP	TO	TK	DM
Rev.	Date	Description	By	Eng' Chk	Disc' Chk	App'd

Subsidiary	DCO SUBMISSION	Status	A3
------------	----------------	--------	----

PINS Reference Number: TR010041/APP/2.3

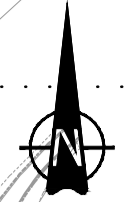
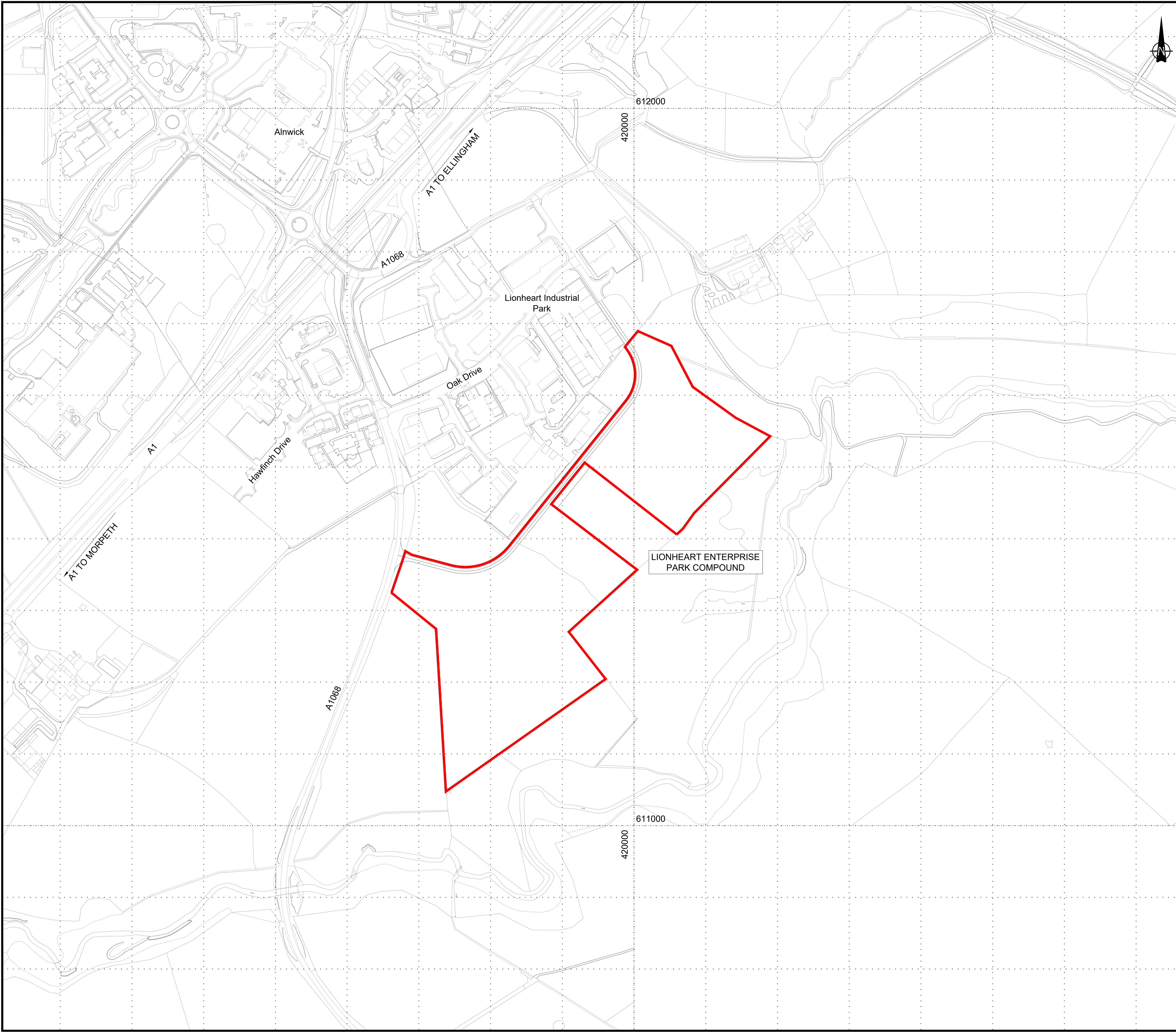


Project Title: A1 in Northumberland: Morpeth to Ellingham Part B

Drawing Title: WORKS PLANS REGULATION 5(2)(j) SHEET 18 OF 19

Scale	1:2500	Drawn	RP	Eng. Check	TO	Approved	TK	Authorised	DM
Original Size	A1	Date	07/05/20	Date	07/05/20	Date	07/05/20	Date	07/05/20

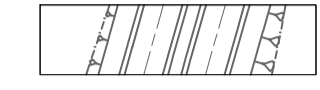








Drawing Number	HE551459-WSP-GEN-A2E-DR-CH-02308	Revision	0
PW Stage Code			0

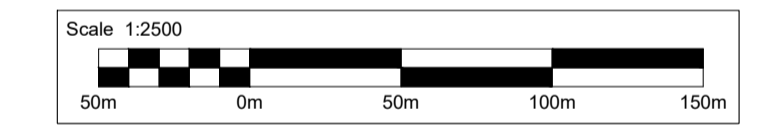


NOTES:

1. All dimensions and chainages are in metres unless stated otherwise.
2. Works are described in Schedule 1 (Authorised Development) of the Development Consent Order (Application Document Reference: TR010041/APP/3.1).
3. The proposed works shown are illustrative only and will be subject to change as part of the detailed design development. Any changes will be limited to being within the Order Limits and any other constraints included in the Development Consent Order.

KEY:

-  PROPOSED DESIGN (SHOWN FOR ILLUSTRATIVE PURPOSES ONLY)
-  ORDER LIMITS
-  WORK CENTRELINE (APPROX.)
-  LIMIT OF DEVIATION (APPLIES TO ALL WORK NUMBERS UNLESS STATED OTHERWISE)
- 
-  NON LINEAR WORKS
-  AREAS NOT INCLUDED WITHIN ORDER LIMITS
-  TRANSITION BETWEEN WORKS (APPROX.)
-  COMMENCEMENT/TERMINATION OF WORK (APPROX.)



Rev.	Date	Description	By	Eng' Chk	Disc' Chk	App'd	
0	07/05/20	DCO SUBMISSION		RP	TO	TK	DM

Subsidiary	DCO SUBMISSION	Status	A3
------------	----------------	--------	----

PINS Reference Number
TR010041/APP/2.3



Project Title
A1 in Northumberland: Morpeth to Ellingham Part B

Drawing Title
**WORKS PLANS
REGULATION 5(2)(j)
SHEET 19 OF 19**

Scale	Drawn	Eng. Check	Approved	Authorised
1:2500	RP	TO	TK	DM
Original Size	Date	Date	Date	Date
A1	07/05/20	07/05/20	07/05/20	07/05/20

Drawing Number	HE551459-WSP-GEN-A2E-DR-CH-02309	Revision	0
		PW Stage Code	0

© Crown copyright 2020.

You may re-use this information (not including logos) free of charge in any format or medium, under the terms of the Open Government Licence. To view this licence:

visit www.nationalarchives.gov.uk/doc/open-government-licence/

write to the **Information Policy Team, The National Archives, Kew, London TW9 4DU**, or email

psi@nationalarchives.gsi.gov.uk.

This document is also available on our website at www.gov.uk/highways

If you have any enquiries about this document A1inNorthumberland@highwaysengland.co.uk or call **0300 470 4580***.

*Calls to 03 numbers cost no more than a national rate call to an 01 or 02 number and must count towards any inclusive minutes in the same way as 01 and 02 calls.

These rules apply to calls from any type of line including mobile, BT, other fixed line or payphone. Calls may be recorded or monitored.

Registered office Bridge House, 1 Walnut Tree Close, Guildford GU1 4LZ
Highways England Company Limited registered in England and Wales number 09346363